



Warhawks Men's Basketball

University of Louisiana at Monroe



ULM (10-16, 7-11 SBC)

WARHAWKS

Vs.

UT Arlington (14-16, 9-9 SBC)

MAVERICKS



Game 27

Thursday, March 13, 2014 • 8:30 p.m.
Lakefront Arena (10,000) • New Orleans, La.

Television: Sun Belt Network, ESPN3
Radio: - KLIP LA 105.3 FM, Nick White (PXP)
Twitter: @ULM_MBB

ULM Quick Notes

- With seven conference wins, ULM posted the second-most Sun Belt Conference victories in school history since joining the league in 2006-07

- As the No. 7 seed, the Warhawks finished three spots ahead of where they were predicted in the Sun Belt Conference Preseason Poll

- ULM has more-than doubled both its overall and conference win totals from last season. The Warhawks notched four more conference wins despite playing an 18-game schedule, compared to a 20-game slate last season. ULM was 4-23 overall and 3-17 in SBC play last year

- Junior Tylor Ongwae earned All-Conference Third-Team honors, College Sports Madness SBC Fourth-Team recognition and NABC All-District Second-Team. He ranks fourth in the league in SBC games in scoring with 17.7 points per game. He tallied double-figures in scoring in 17 of 18 league contests. Ongwae has recorded double-digits in 23 of 26 games on the season. He scores a team-high 16.1 points per game on the season and has played at least 40 minutes three times. He also leads the team in free throw percentage (.770) and steals (30). He's just the second Warhawk to ever earn All-Conference honors from the Sun Belt

- Senior Jayon James was named to the College Sports Madness SBC Third-Team and leads the team in rebounds (6.0 rpg) and assists (4.4 apg) and also scores 9.8 points per game. He has led the team in assists in 18 games this season. James has posted at least 10 points, five rebounds and five assists eight times this year. His 4.7 apg in conference games ranks second in the league

- Freshman Nick Coppola was honored with College Sports Madness Freshman of the Year and is coming off his ninth 40-minute game of the season against UALR. He tied the school record of five in-a-row set in 1999-2000 by Maurice Bell. Coppola ranks third in the league in minutes played (36.1 mpg), seventh in three-point field goal percentage (.407) and top-10 in assists (2.9 apg)

ULM MEN'S BASKETBALL SCHEDULE

Fri., Nov. 8	at No. 5 Kansas	L, 80-63
Mon., Nov. 18	Samford	W, 86-52
Thu., Nov. 21	at Northwestern St.	W, 84-80 (OT)
Mon., Dec. 9	Thomas	W, 84-61
Sat., Dec. 14	at LSU	L, 61-54
Wed., Dec. 18	at Ole Miss	L, 75-62
Sun., Dec. 22	Louisiana Tech	L, 83-61
Fri., Dec. 27	at No. 3 Ohio State	L, 71-31
Sat., Jan. 4	UL-Lafayette*	W, 103-98 (20T)
Thurs., Jan. 9	at UT Arlington*	L, 83-79 (OT)
Sat., Jan. 11	Texas State*	L, 61-36
Thu., Jan. 16	at Troy*	W, 75-64
Sat., Jan. 18	at South Alabama*	W, 64-58
Thu., Jan. 23	WKU*	L, 69-51
Sat., Jan. 25	Georgia State*	L, 66-58
Thu., Jan. 30	Arkansas State*	W, 72-65
Sat., Feb. 1	at UL-Lafayette*	L, 66-50
Thu., Feb. 6	at Texas State*	L, 65-57
Thu., Feb. 13	UT Arlington*	L, 85-74
Sat., Feb. 15	UALR*	W, 65-49
Thu., Feb. 20	at Georgia State*	L, 75-60
Sat., Feb. 22	at WKU*	L, 72-63
Thu., Feb. 27	South Alabama*	W, 71-54
Sat., Mar. 1	Troy*	L, 61-46
Thu., Mar. 6	at Arkansas State*	L, 64-58
Sat., Mar. 8	at UALR*	W, 66-65
Thurs., Mar. 13	vs. UT Arlington%	8:30 PM

All times Central and subject to change. Bold indicates home contests.; *-Sun Belt game; %-SBC Tournament

We are ULM. Please note that there are only two correct versions of our institution's name, the preferred acronym ULM and the full name, the University of Louisiana at Monroe. Any other reference, including Louisiana-Monroe, UL-Monroe, La.-Monroe, LAM, or simply Monroe, are incorrect.

Media Relations Contacts

Robbie Kleinmuntz (Primary)	Tom Ritter (Secondary)
Assistant Director	Graduate Assistant
kleinmuntz@ulm.edu	rittertf@warhawks.ulm.edu
O: 318-342-5462	O: 318-342-5451
C: 847-912-5380	C: 318-953-0734



Warhawks Men's Basketball

University of Louisiana at Monroe



Keith Richard

Head Coach

Fourth Year at ULM
13th Season Overall

Alma Mater: ULM (1982)

THE RICHARD FILE

COACHING HONORS

- 1999 Sun Belt Coach of the Year
- Has been part of the coaching staff for seven NCAA Tournament and three NIT teams

COACHING CAREER

Season	School	Position	Record
1984-85	ULM	Graduate Assistant	17-12
1985-86	ULM	Graduate Assistant	20-10/NCAA
1986-87	Marshall	Assistant Coach	25-6/NCAA
1987-88	Marshall	Assistant Coach	24-8/NIT
1988-89	Marshall	Assistant Coach	15-15
1989-90	ULM	Assistant Coach	22-8/NCAA
1990-91	ULM	Assistant Coach	25-8/NCAA
1991-92	ULM	Assistant Coach	19-10/NCAA
1992-93	ULM	Assistant Coach	26-5/NCAA
1993-94	ULM	Assistant Coach	19-9
1994-95	La. Tech	Assistant Coach	14-13
1995-96	La. Tech	Associate Head Coach	11-17
1996-97	La. Tech	Associate Head Coach	15-14
1997-98	La. Tech	Associate Head Coach	12-15
1998-99	La. Tech	Head Coach	19-9
1999-00	La. Tech	Head Coach	21-8
2000-01	La. Tech	Head Coach	17-12
2001-02	La. Tech	Head Coach	22-10/NIT
2002-03	La. Tech	Head Coach	12-15
2003-04	La. Tech	Head Coach	15-15
2004-05	La. Tech	Head Coach	14-15
2005-06	La. Tech	Head Coach	20-13/NIT
2006-07	La. Tech	Head Coach	10-20
2008-09	LSU	Assistant Coach	27-8/NCAA
2009-10	LSU	Assistant Coach	11-20
2010-11	ULM	Head Coach	7-24
2011-12	ULM	Head Coach	3-26
2012-13	ULM	Head Coach	4-23
2013-14	ULM	Head Coach	10-16

PLAYING CAREER

- Played for ULM from 1978-82; Coached by Lenny Fant, Benny Hollis & Mike Vining
- 1979 Atlantic Sun Tournament Champions, NIT
- 1980 Atlantic Sun Regular Season Champions
- 1982 Atlantic Sun Tournament Champions, NCAA
- Two-time team captain ('81 & '82)
- Led team in assists twice

EDUCATION

- Bachelor's degree in general business, ULM (1982)
- Master's degree in guidance counseling, ULM (1986)

ULM Quick Notes Continued...

- In the two meetings against UTA this season, Ongwae averaged 24.5 points and 5.0 rebounds per game, while James averaged 14.5 points, 7.5 assists and 7.0 rebounds per game. ULM hit a season-high 10 three-pointers in the first game on Jan. 9
- ULM is 46-14 all-time against the Mavs and 2-1 on neutral courts
- The Warhawks ended the regular season with a 66-65 win over UALR on the road. ULM got a pair of defensive stops in the final 25 seconds to hang on. The Warhawks swept the season series over UALR for the first time since 2009-10. Keith Richard improved to 9-6 in his head coaching career against the Trojans
- The Warhawks are 6-0 this season when leading at halftime, 8-1 when tied or leading at halftime, 4-0 when scoring at least 80 points, 9-0 when they have at least four double-figure scorers and 6-1 when scoring at least 20 points off the bench
- Before ULM's final home game against Troy, seniors Millaun Brown, Marcelis Hansberry, Jayon James, R.J. McCray and Amos Olatayo were honored on Senior Day. All five seniors are on pace to graduate with degrees in May.
- McCray has played in 99 career games, making Thursday's game his 100th appearance. He's coming off an 11-point outing against UALR where he drained a trio of three-pointers
- Junior Chinedu Amajoyi ranks top-10 in the league in three-point field goal percentage at .405 (15-for-37). He has started in 10 of ULM's last 11 games and has more than doubled his scoring average in that span. Amajoyi posted a career-high of 12 points, eight rebounds and 34 minutes against the Jaguars at home to lead the Warhawks to a 71-54 win
- In ULM's second meeting against Arkansas State, junior Marvin Williams registered his second double-double of the season with 11 points and 13 rebounds. The 13 rebounds marked a career-high and are the most by a ULM student-athlete in a game this season
- With home wins against UALR, 65-49 and South Alabama, 71-54, ULM won back-to-back home games by double-figures for the first time since 2001-02. It also held opponents to under 55 points in consecutive home wins for the first time since 1983-84. ULM is 390-169 all-time in Fant-Ewing Coliseum and finished 6-6 this season
- In a 72-65 win over Arkansas State on Jan. 30, Amajoyi became the first ULM student-athlete this season to make 10 free throws in a single game.
- The Warhawks swept a road weekend at Troy and South Alabama, defeating the Trojans 75-64 and the Jaguars 64-58. It was ULM's first two-game road winning streak since 2002-03
- Against Troy, the Warhawks shot over 80 percent from the free throw line for the first time this season (14-for-17, .824)
- The Warhawks opened league play with back-to-back overtime games for the first time in school history. ULM is 2-1 in overtime this season, and ULM head coach Keith Richard is 17-8 in his career



Warhawks Men's Basketball

University of Louisiana at Monroe



ULM Quick Notes Continued...

- In the first meeting between the Warhawks and the Ragin' Cajuns this season, ULM came away with a 103-98 double overtime victory in the SBC season opener on Jan. 4. Ongwae led the Warhawks with 27 points and 11 rebounds. ULM matched a season-high five double-figure scorings in the contest
- James also notched a double-double against the Cajuns with 16 points and 12 rebounds. ULM had two student-athletes record a double-double in one game for the first time since Dec. 22, 2009
- ULM's 11 blocks against the Cajuns were the most by the program since Dec. 2, 2006 when it had 10 against William Carey. ULM also held a 54-44 edge on the boards. The Warhawks later topped their season-high with 12 blocks against UALR at home
- The Warhawks played the eighth toughest non-conference schedule in the country, according to cbssports.com. ULM's opponents went a combined 71-30 in non-conference play as the Warhawks took on a pair of top-5 opponents
- ULM went 36 days inbetween its first two losses on the season. It was its longest stretch without a loss since 1993-94 when they went from Jan. 18 - Feb. 28 between defeats
- After defeating Thomas (Ga.) on Dec. 9, the Warhawks won three consecutive games for the first time since 2007-08. They got off to a 3-1 start on the season for the first time since 2004-05
- The Warhawks trailed Northwestern State by 18 in the second half before mounting their biggest comeback of the season on Nov. 21
- In ULM's home opener, it thumped Samford 86-52 on Nov. 18 and was up by 41 at one point in the second half. The 34-point win was the largest margin of victory for ULM since a 97-43 win over Union College (Ky.) on Jan. 3, 2009. It was ULM's most lop-sided score over a Division I program since Feb. 3, 2000 when it defeated Lamar 95-58
- Junior Marvin Williams posted a game-high 19 points against No. 5 Kansas in the season opener, outscoring Andrew Wiggins who was named Preseason National Player of the Year by cbssports.com. Williams went 8-for-13 from the field and grabbed a team-high six rebounds in 24 minutes. Wiggins scored 16.
- ULM earned the 2012-13 SBC team academic award and was one of 21 NCAA Division I men's basketball programs to earn Team Academic Excellence Awards from the National Association of Basketball Coaches
- The Warhawks carry a full scholarship roster for the first time under head coach Keith Richard after inheriting APR penalties. Richard is in his fourth season with the program
- ULM is without senior Amos Olatayo for the rest of the season after an ACL injury against WKU on Jan. 23. Olatayo was second on the team in scoring (13.2 ppg) and rebounding (5.3 rpg). He had 11 double-figure scoring games including three 20-plus games and one 30-point performance

SUN BELT POSTSEASON AWARDS

All-Conference First-Team

R.J. Hunter (Georgia State, So., Guard)
Elfrid Payton (UL-Lafayette, Jr., G)
Shawn Long (UL-Lafayette, So., F)
Reger Dowell (UT Arlington, Sr., Guard)
Ryan Harrow (Georgia State, R-Jr., G)

All-Conference Second-Team

Augustine Rubit (South Alabama, Sr., F)
Manny Atkins (Georgia State, Sr., F)
Kirk Van Slyke (Arkansas State, Sr., Forward)
T.J. Price (WKU, Jr., G)
Will Neighbour (UALR, Sr., F)

All-Conference Third-Team

Brandon Edwards (UT Arlington, Sr., F)

Tylor Ongwae (ULM, Jr., F)

George Fant (WKU, Jr., F)
Melvin Johnson III (Arkansas State, Sr., G)
Devonta White (Georgia State, Sr., G)

COLLEGE SPORTS MADNESS SBC POSTSEASON AWARDS

CSM All-Conference First-Team

R.J. Hunter (Georgia State, So., Guard)
Elfrid Payton (UL-Lafayette, Jr., G)
Shawn Long (UL-Lafayette, So., F)
Reger Dowell (UT Arlington, Sr., Guard)
Augustine Rubit (South Alabama, Sr., F)

CSM All-Conference Second-Team

Ryan Harrow (Georgia State, R-Jr., G)
Devonta White (Georgia State, Sr., G)
Kirk Van Slyke (Arkansas State, Sr., Forward)
T.J. Price (WKU, Jr., G)
Will Neighbour (UALR, Sr., F)

CSM All-Conference Third-Team

Brandon Edwards (UT Arlington, Sr., F)
George Fant (WKU, Jr., F)
Melvin Johnson III (Arkansas State, Sr., G)

Jayon James (ULM, Sr., F)

Josh Hagins (UALR, So., G)

CSM All-Conference Fourth-Team

Manny Atkins (Georgia State, Sr., F)
Tylor Ongwae (ULM, Jr., F)
Antoine Myers (Troy, Sr., G)
Hunter Williams (Troy, Sr., G)
Joel Wright (Texas State, Sr., F)

CSM Player of the Year: Elfrid Payton, UL-L

CSM Freshman of the Year: Nick Coppola, ULM

CSM Coach of the Year: Ron Hunter, GSU

NABC ALL-DISTRICT AWARDS

NABC District 24 First-Team

R.J. Hunter (Georgia State, So., Guard)
Elfrid Payton (UL-Lafayette, Jr., G)
Shawn Long (UL-Lafayette, So., F)
Kirk Van Slyke (Arkansas State, Sr., F)
Augustine Rubit (South Alabama, Sr., F)

NABC District 24 Second-Team

Ryan Harrow (Georgia State, R-Jr., G)
George Fant (WKU, Jr., F)

Tylor Ongwae (ULM, Jr., F)

T.J. Price (WKU, Jr., G)
Will Neighbour (UALR, Sr., F)



Warhawks Men's Basketball

University of Louisiana at Monroe



WE ARE ULM

12 REGULAR SEASON CHAMPIONSHIPS

1961-62 - Gulf States Conference

1964-65 - Gulf States Conference

1978-79 - Atlantic Sun Conference

1979-80 - Atlantic Sun Conference

1985-86 - Southland Conference

1989-90 - Southland Conference

1990-91 - Southland Conference

1992-93 - Southland Conference

1993-94 - Southland Conference

1995-96 - Southland Conference

1996-97 - Southland Conference

2006-07 - Sun Belt Conference West Division

NINE POST-SEASON APPEARANCES

1978-79 - NIT

1981-82 - NCAA Tournament

1985-86 - NCAA Tournament

1987-88 - NIT

1989-90 - NCAA Tournament

1990-91 - NCAA Tournament

1991-92 - NCAA Tournament

1992-93 - NCAA Tournament

1995-96 - NCAA Tournament

EIGHT TOURNAMENT CHAMPIONSHIPS

1978-79 - Atlantic Sun Conference

1981-82 - Atlantic Sun Conference

1985-86 - Southland Conference

1989-90 - Southland Conference

1990-91 - Southland Conference

1991-92 - Southland Conference

1992-93 - Southland Conference

1995-96 - Southland Conference

Numerical Roster

No.	Player	Pos.	Ht.	Wt.	Cl.	Hometown (Previous School)
0	Marvin Williams	F/C	6-8	245	JR	Memphis, Tenn. (NW Florida State College)
1	Jayon James	F	6-6	225	SR	Paterson, N.J. (Lamar State-Port Arthur)
2	DeMondre Harvey	F	6-7	210	SO	Minden, La. (Pearl River CC)
3	Marcelis Hansberry	G	6-0	185	SR	Jackson, Miss. (Provine HS)
4	RJ McCray	G	6-2	190	SR	Arlington, Texas (Grace Prep Academy)
10	Amos Olatayo	G	6-4	200	SR	Houston, Texas (Navarro College)
11	Nick Coppola	G	5-11	195	FR	Richmond, Va. (Benedictine Prep)
12	Tylor Ongwae	F	6-7	205	JR	Eldoret, Kenya (Ranger College)
13	Chinedu Amajoyi	G	6-3	195	JR	Rancho Cucamonga, Calif. (Kilgore College)
15	Kyle Koszuta	G	6-2	190	SO	Niceville, Fla. (Niceville HS)
20	Evan Sims	F/C	6-8	235	JR	Houston, Texas (Lamar State-Port Arthur)
22	Lance Richard	G	5-10	170	FR	Monroe, La. (Sterlington HS)
23	Millaun Brown	F/C	6-7	230	SR	Gunnison, Miss. (East Mississippi CC)
33	Daniel Grieves	G/F	6-6	210	SO	Bay St. Louis, Miss. (Pearl River CC)
34	Leon Carswell II	F	6-3	210	JR	Bossier City, La. (Airline HS)
35	Colten Ponder	F	6-5	215	SO	Shreveport, La. (Calvary Baptist HS)

COACHING STAFF

Head Coach: Keith Richard (ULM '82)

Assistant Coach: Ryan Cross (Buffalo '95)

Assistant Coach: Lonnie Cooper (Louisiana Tech '99)

Assistant Coach J.A. Anglin (LSU Shreveport '10)

Coordinator of Basketball Operations: Wyatt Hodges

PRONUNCIATION

Keith/Lance RICHARD	Ree-CHARD		
MILLAUN Brown	Mih-LAHN	TYLOR ONGWAE	Tie-ler Ong-why
JAYON James	Jay-AHN	Kyle KOSZUTA	Kus-zoo-tuh
AMOS OLATAYO	AIM-uhs Ole-ah-tay-O	Nick COPPOLA	Cuh-pole-luh
CHINEDU AMAJOYI	Chin-ih-due Om-uh-joy		

BY CLASS

Seniors (5).....Millaun Brown
Marcelis Hansberry
Jayon James
R.J. McCray
Amos Olatayo
 Juniors (5).....Chinedu Amajoyi
Leon Carswell
Tylor Ongwae
Evan Sims
Marvin Williams
 Sophomores (4).....Daniel Grieves
DeMondre Harvey
Kyle Koszuta
Colten Ponder
 Freshmen (2).....Nick Coppola
Lance Richard

BY POSITION

Guards.....Chinedu Amajoyi
Nick Coppola
Marcelis Hansberry
Kyle Koszuta
RJ McCray
Amos Olatayo
Lance Richard
 Guard/Foward.....Daniel Grieves
 Forwards.....Leon Carswell
DeMondre Harvey
Jayon James
Tylor Ongwae
Colten Ponder
 Forward/Center.....Millaun Brown
Evan Sims
Marvin Williams

BY STATE/COUNTRY

California.....Chinedu Amajoyi
 Florida.....Kyle Koszuta
 Kenya.....Tylor Ongwae
 Louisiana.....Leon Carswell
DeMondre Harvey
Colten Ponder
Lance Richard
 Mississippi.....Millaun Brown
Daniel Grieves
Marcelis Hansberry
 New Jersey.....Jayon James
 Tennessee.....Marvin Williams
 Texas.....R.J. McCray
Amos Olatayo
Evan Sims
 Virginia.....Nick Coppola



Warhawks Men's Basketball

University of Louisiana at Monroe



ULM Quick Facts

Location _____ Monroe, La.
Enrollment _____ 8,858
Founded _____ 1931
Nickname/Mascot _____ Warhawks/Ace
Colors _____ Maroon & Gold
President _____ Dr. Nick Bruno
Director of Athletics _____ Brian Wickstrom
Conference _____ Sun Belt
Affiliation _____ NCAA Division I
All-Time Record _____ 909-809 (62nd season)
Winning Seasons _____ 38 (20+ wins 10 times)
Home Venue _____ Fant-Ewing Coliseum (7000)
Playing Surface _____ Maple
Opened _____ 1971
Press Row Phone _____ 318-342-6920

Head Coach _____ Keith Richard
Record at ULM _____ 24-88 (fourth year)
Career Record _____ 174-205 (13th year)
Assistant Coach _____ Ryan Cross
Assistant Coach _____ Lonnie Cooper
Assistant Coach _____ J.A. Anglin
Coordinator of MBB Ops. _____ Wyatt Hodges
Athletic Trainer _____ Jeremy Teblum
Strength Coach _____ Brian Seitz

Website _____ www.ulmwarhawks.com
Facebook _____ www.facebook.com/warhawks
Twitter _____ @ULM_MBB

Sun Belt Conference

Preseason Coaches Poll

1. WKU - 91 (5)
2. South Alabama - 78 (2)
3. Arkansas State - 74
- T-4. Georgia State - 73 (2)
- T-4. UL-Lafayette - 73 (1)
6. UALR - 48
7. UT Arlington - 36
8. Texas State - 34
9. Troy - 26
10. ULM - 17

Jayon James

- Preseason SBC
All-Conference
Third-Team

- CSM Preseason
All-SBC
Third-Team

Amos Olatayo

- CSM Preseason
All-SBC
Third-Team

All-Time Series History

vs. UALR

UALR leads 46-14
At ULM: ULM leads 28-4
At UTA: ULM leads 16-9
On Neutral Courts: ULM leads 2-1

Scouting UT Arlington

The Mavericks concluded the regular season with a 14-16 overall record and 9-9 in Sun Belt Conference play. They dropped their season finale at South Alabama 78-73 on Saturday.

They are led by a pair of seniors in Reger Dowell and Brandon Edwards. Dowell earned All-Conference First-Team honors after scoring 20.2 points per game, and Edwards made the All-SBC Third-Team with a 16.5 scoring and 9.7 rebounding average. UTA also has double-figure scorers in Lonnie McClanahan (14.3 ppg) and Jamel Outler (10.5 ppg).

In the first meeting between the two teams on Jan. 9 in Arlington, the Warhawks led 71-70 when Outler was fouled shooting a three-pointer with 1.3 seconds left. He made the first free throw but missed the last two to send the game into overtime. UTA then shot 66.7 percent to win 83-79 in overtime. The game featured 11 ties and 17 lead changes. McClanahan and Tylor Ongwa each had 25 points.

In the second game on Feb. 13 in Monroe, the Mavs held a 40-29 rebounding advantage and outscored ULM 40-28 in the paint to take a 85-74 decision. Ongwa notched a game-high 24 points, including 9-for-11 from the free throw line, while McClanahan scored 23 and grabbed seven rebounds.

UTA head coach Scott Cross is the winningest coach in school history since taking over in 2006. He's brought the Mavs to three post-season appearances and is the only coach in school history with a winning record. Prior to his arrival, the Mavs had just one post-season appearance in 46 years.

Under Cross' direction, UTA won the Southland Conference Tournament in 2008 and the regular season SLC championship in 2011-12. Last season, the Mavs reached the championship game of the WAC Tournament.

Cross is a 1998 graduate of UTA and a three-year letter winner from 1995-98. He appeared in 82 games, including 58 starts and averaged 11.9 points per game as a senior. He also shot 41.5 percent from beyond-the-arc that season, second best in the Southland Conference.

2013-14 NON-CONFERENCE STRENGTH OF SCHEDULE RANKINGS

according to cbssports.com (1/1/14)

RK	School	SOS	Opp. Winning %
1.	New Orleans	.6951	.7669
2.	Kansas	.6840	.7500
3.	Long Beach State	.6443	.7166
4.	BYU	.6323	.6949
5.	Massachusetts	.6262	.6574
6.	Eastern Michigan	.6192	.6448
7.	Colorado	.6162	.6597
8.	ULM	.6152	.6744
9.	Alabama	.6142	.6468
10.	Oakland	.6130	.6585

RICHARD VS. 2013-14 OPPONENTS

Arkansas State6-9
Georgia State0-2
Kansas0-1
Louisiana Tech0-4
UL-Lafayette7-12
LSU0-2
Northwestern State2-1
Ohio State0-1
Ole Miss0-2
Samford1-0
South Alabama6-5
Texas-Arlington0-2
Texas State0-2
Thomas1-0
Troy1-5
UALR9-6
WKU5-9



Warhawks Men's Basketball

University of Louisiana at Monroe



In the First Meeting vs. UTA...

UTA Edges ULM 83-79 in Overtime

ARLINGTON, Texas – The ULM men's basketball program came up just short in a back-and-forth battle against UT Arlington, 83-79 in overtime on Thursday at the College Park Center.

ULM (4-6, 1-1 SBC) trailed 70-69 when senior Jayon James converted a lay-up with 5.5 seconds left in regulation. UTA's (6-9, 1-2 SBC) Jamel Outler was fouled shooting a three-pointer with 1.3 seconds left, but missed the second and third free throws to send the game to overtime.

In overtime, James converted on another lay-up to put ULM up 76-73, but Outler and Shaq White-Miller hit back-to-back threes to put the Mavs back ahead, 79-76 with 1:22 remaining. After UTA went up by six, junior Tylor Ongwae hit a three-pointer but time ran out on the Warhawks.

The game featured 11 ties and 17 lead changes.

Ongwae led ULM with 25 points and eight rebounds, while senior Amos Olatayo registered 20 points and eight rebounds. James chipped in with 14 points on 7-of-10 shooting, nine assists and eight rebounds.

UTA was led by Lonnie McClanahan who had 25 points, seven assists and six rebounds. Jamel Outler and Brandon Edwards each hit five three-points to score 20 and 17, respectively.

The Warhawks came out of the intermission hot and took the lead, 42-41 on a lay-up by James, but UTA responded with a 9-0 spurt to go up 50-42 with 14:45 left. ULM came back and regained the lead, 53-52 after a transition lay-up by Ongwae at the 10:32 mark.

The back-and-forth battle continued and UTA wnet back ahead, 56-53 after creating turnovers and capitalizing with 7:44 left. Ongwae and Olatayo hit back-to-back three-pointers to put ULM up by three, but a banked three-pointer by Edwards levelled it again, 59-59 with 6:12 remaining.

Still tied at 67-67, Olatayo put in a lay-up to give the Warhawks the lead at the 1:09 mark. Outler came back for the Mavs and hit a three-pointer with 22 seconds left before James answered with a basket.

Official Basketball Box Score -- Game Totals -- Final Statistics ULM vs UT Arlington 1/9/2014 12 p.m. at Arlington, Texas (College Park Center)

ULM 79 • 4-6, 1-1

#	Player	Total		3-Ptr		Rebounds		PF	TP	A	TO	Blk	Stl	Min
		FG	FGA	FG	FGA	Off	Def							
00	Williams, Marvin	* 3-5	0-0	0-0	3 5 8	3	6	2	3	1	1	31		
01	James, Jayon	* 7-10	0-0	0-3	3 5 8	4	14	9	3	0	1	34		
10	Olatayo, Amos	* 7-14	4-9	2-2	1 7 8	1	20	0	2	0	1	34		
11	Coppola, Nick	* 2-3	0-1	0-0	0 1 1	3	4	4	3	0	0	26		
12	Ongwae, Tylor	* 10-22	4-8	1-3	0 5 5	2	25	1	1	2	1	39		
02	Harvey, DeMondre	1-1	0-0	0-0	1 0 1	1	2	0	0	0	0	11		
04	McCray, RJ	1-5	1-2	0-0	2 2 4	4	3	3	1	1	2	24		
15	Kozuta, Kyle	1-3	1-3	0-0	0 1 1	1	3	0	1	0	0	12		
23	Brown, Millaun	1-1	0-0	0-1	0 0 0	0	2	0	0	0	1	14		
Team					1 1 2									
Totals		33-64	10-23	3-9	11 27 38	19	79	19	14	4	7	225		

FG % 1st Half: 13-24 54.2% 2nd half: 17-31 54.8% OT: 3-9 33.3% Game: 33-64 51.6% Deadball Rebounds 2
3FG % 1st Half: 5-9 55.6% 2nd half: 3-10 30.0% OT: 2-4 50.0% Game: 10-23 43.5%
FT % 1st Half: 3-8 37.5% 2nd half: 0-1 0.0% OT: 0-0 0.0% Game: 3-9 33.3%

UT Arlington 83 • 6-9, 1-2

#	Player	Total		3-Ptr		Rebounds		PF	TP	A	TO	Blk	Stl	Min
		FG	FGA	FG	FGA	Off	Def							
03	Outler, Jamel	* 6-17	5-11	3-7	2 4 6	0	20	0	2	0	1	38		
11	Williams, Brandon	* 2-3	0-0	1-1	3 4 7	1	5	0	0	0	0	13		
12	White-Miller, Shaq	* 3-5	3-5	0-0	1 0 1	0	9	8	4	0	0	41		
22	McClanahan, Lonnie	* 9-19	0-1	7-13	2 4 6	2	25	7	2	0	4	41		
35	Edwards, Brandon	* 6-12	5-8	0-1	6 4 10	2	17	0	0	5	1	39		
05	Lagerson, Stuart	0-2	0-1	1-2	0 3 3	1	1	0	1	0	0	12		
13	Dillard, Vincent	1-2	0-1	0-0	0 0 0	2	2	0	1	0	0	11		
15	McElvain, Kyle	0-1	0-1	0-0	0 1 1	0	0	0	0	0	0	5		
44	Walker, Anthony	2-3	0-0	0-0	1 3 4	2	4	0	1	1	0	18		
45	Bilbao, Jorge	0-1	0-1	0-0	0 0 0	2	0	1	0	0	0	7		
Team					2 1 3									
Totals		29-65	13-29	12-24	17 24 41	12	83	16	11	6	6	225		

FG % 1st Half: 14-29 48.3% 2nd half: 11-30 36.7% OT: 4-6 66.7% Game: 29-65 44.6% Deadball Rebounds 4
3FG % 1st Half: 7-15 46.7% 2nd half: 4-11 36.4% OT: 2-3 66.7% Game: 13-29 44.8%
FT % 1st Half: 3-4 75.0% 2nd half: 7-14 50.0% OT: 2-6 33.3% Game: 12-24 50.0%

Officials: Hal Lusk, Sean Casey, Steve Pyatt
Technical fouls: ULM-None. UT Arlington-None.
Attendance: 1059

Score by periods	1st	2nd	OT	Total
ULM	34	37	8	79
UT Arlington	38	33	12	83

In the Second Meeting vs. UTA...

Ongwae Scores 24 Points in Defeat to UTA

MONROE, La. – Junior Tylor Ongwae scored a game-high points and was one of three ULM student-athletes to reach double figures for the men's basketball program, but UT Arlington took a 85-74 decision on Thursday at Fant-Ewing Coliseum.

Ongwae converted on seven field goals and went 9-for-11 from the free throw line for the Warhawks (7-12, 4-7 SBC). He also grabbed five rebounds and had a pair of steals.

Senior Jayon James tallied 16 points, six rebounds, six assists and a pair of steals. Freshman Nick Coppola registered 11 points and three assists in 40 minutes.

UTA (10-13, 5-6 SBC) was led by Lonnie McClanahan's 23 points. Brandon Edwards recorded 17 points, Reger Dowell notched 17 points and Jamel Outler had 10 points.

ULM held an early 13-11 advantage after a jumper by Ongwae at the 14:23 mark of the first half. After UTA tied it 19-19, a lay-in by sophomore DeMondre Harvey and a fast-break dunk by Ongwae got the Warhawks their biggest lead of the half at 23-19 at the 11:13 mark.

The Warhawks led 23-20 when the Mavs responded with a 6-0 run to go up 26-23 with 7:49 to go. ULM cut it to 33-31 with 2:52 left, but the Mavs ended the half on a 6-2 run to take a 39-33 lead into the break.

The Mavs pushed their lead up to 57-45 before ULM answered with back-to-back three-pointers by senior R.J. McCray and freshman Nick Coppola to make it a 57-51 game with 12:07 to go in the second half.

A long-range shot by Ongwae later cut the deficit to just 63-61 with 7:42 remaining. The Mavs then went on a 6-0 run and the Warhawks could not get the margin back down again.

Official Basketball Box Score -- Game Totals -- Final Statistics UT Arlington vs ULM 02/13/14 7:00 PM CST at Fant-Ewing Coliseum; Monroe, Louisiana

UT Arlington 85 • 10-13, 5-6

#	Player	Total		3-Ptr		Rebounds		PF	TP	A	TO	Blk	Stl	Min
		FG	FGA	FG	FGA	Off	Def							
01	Dowell, Reger	* 6-19	2-8	3-4	0 2 2	1	17	4	0	1	1	38		
03	Outler, Jamel	* 3-8	1-5	3-4	0 5 5	4	10	1	1	0	0	27		
22	McClanahan, Lonnie	* 8-15	0-0	7-9	3 4 7	4	23	3	3	0	0	33		
35	Edwards, Brandon	* 7-12	2-3	3-4	3 4 7	3	19	1	1	2	1	35		
45	Bilbao, Jorge	* 0-0	0-0	2-2	2 5 7	1	2	1	2	0	0	27		
02	Davis, Luke	0-0	0-0	0-0	0 0 0	0	0	0	0	0	0	1		
11	Williams, Brandon	0-0	0-0	0-0	0 1 1	0	0	0	0	0	0	0+		
13	Dillard, Vincent	2-5	1-2	1-2	3 1 4	2	6	0	1	0	2	20		
15	McElvain, Kyle	0-0	0-0	0-0	0 0 0	0	0	0	0	0	0	1		
25	Austin, Courtney	0-0	0-0	0-0	0 0 0	0	0	0	0	0	0	1		
44	Walker, Anthony	3-3	0-0	2-2	2 5 7	2	8	1	1	0	0	17		
Team					0 0 0									
Totals		29-62	6-18	21-27	13 27 40	17	85	11	10	3	4	200		

FG % 1st Half: 15-34 44.1% 2nd half: 14-28 50.0% Game: 29-62 46.8% Deadball Rebounds 4,1
3FG % 1st Half: 4-8 50.0% 2nd half: 2-10 20.0% Game: 6-18 33.3%
FT % 1st Half: 5-6 83.3% 2nd half: 16-21 76.2% Game: 21-27 77.8%

ULM 74 • 7-12, 4-7

#	Player	Total		3-Ptr		Rebounds		PF	TP	A	TO	Blk	Stl	Min
		FG	FGA	FG	FGA	Off	Def							
00	Williams, Marvin	* 1-6	0-1	2-2	1 0 1	1	4	1	0	2	0	23		
01	James, Jayon	* 5-11	0-1	5-8	0 6 6	4	15	6	3	0	2	37		
11	Coppola, Nick	* 4-8	3-7	0-0	0 2 2	2	11	3	4	0	1	40		
12	Ongwae, Tylor	* 7-15	1-6	9-11	1 4 5	4	24	0	2	0	2	37		
13	Amajoyi, Chinedu	* 2-7	1-3	2-2	0 3 3	0	7	1	0	0	0	21		
02	Harvey, DeMondre	2-3	0-0	0-0	3 4 7	5	4	0	0	1	0	19		
04	McCray, RJ	2-5	2-4	0-0	0 0 0	3	6	0	2	0	0	17		
33	Grievous, Daniel	1-2	1-2	0-0	0 1 1	1	3	1	0	0	0	6		
Team					2 2 4									
Totals		24-57	8-24	18-23	7 22 29	20	74	12	11	3	5	200		

FG % 1st Half: 11-29 37.9% 2nd half: 13-28 46.4% Game: 24-57 42.1% Deadball Rebounds 3
3FG % 1st Half: 2-8 25.0% 2nd half: 6-16 37.5% Game: 8-24 33.3%
FT % 1st Half: 9-12 75.0% 2nd half: 9-11 81.8% Game: 18-23 78.3%

Officials: R-Tim Gattis, U1-Brad Ferrie, U2-Coy Gammon
Technical fouls: UT Arlington-None. ULM-None.
Attendance: 1161

Score by periods	1st	2nd	Total
UT Arlington	39	46	85
ULM	33	41	74

	Points	In T/O	Off	2nd	Fast	Bench
UT Arlington	40	12	12	4	14	
ULM	28	13	12	4	13	

Last FG - UTA 2nd-02:23, ULM 2nd-00:16.
Largest lead - UTA by 14 2nd-01:33, ULM by 4 1st-11:13.

Score tied - 6 times.
Lead changed - 8 times.



Warhawks Men's Basketball

University of Louisiana at Monroe



Opening Round
Thursday, March 13

Quarterfinals
Friday, March 14

Semifinals
Saturday, March 15

Championship
Sunday, March 16



SUN BELT CONFERENCE STANDINGS

School	SBC	Pct.	Overall	Pct.	Streak
1. Georgia State	17-1	.944	24-7	.774	W7
2. WKU	12-6	.667	20-11	.645	L1
3. UL-Lafayette	11-7	.611	20-11	.645	W1
4. Arkansas State	10-8	.556	18-12	.600	L1
5. UALR	9-9	.500	14-16	.467	L1
6. UT Arlington	9-9	.500	14-16	.467	L1
7. ULM	7-11	.389	10-16	.385	W1
8. Troy	6-12	.333	11-19	.367	W1
9. South Alabama	5-13	.278	11-20	.355	W2
10. Texas State	4-14	.222	8-23	.258	L5





Warhawks Men's Basketball

University of Louisiana at Monroe



Number of times in 2013-14 a ULM student-athlete has led the team in...

Points		Free Throws Made		Blocks	
Taylor Ongwae	16	Taylor Ongwae	16	Taylor Ongwae	9
Jayon James	3	Jayon James	5	Jayon James	7
Amos Olatayo	3	Marvin Williams	4	DeMondre Harvey	6
Nick Coppola	3	Amos Olatayo	2	Marvin Williams	6
Marvin Williams	2	Chinedu Amajoyi	1	Amos Olatayo	4
Rebounds		Nick Coppola	1	Chinedu Amajoyi	2
Taylor Ongwae	9	Kyle Koszuta	1	Millaun Brown	1
Jayon James	8	R.J. McCray	1	Evan Sims	1
Marvin Williams	4	Free Throw Attempts		Steals	
DeMondre Harvey	4	Taylor Ongwae	13	Taylor Ongwae	12
Amos Olatayo	3	Jayon James	7	Jayon James	11
Nick Coppola	1	Amos Olatayo	3	Nick Coppola	5
Assists		Nick Coppola	2	DeMondre Harvey	5
Jayon James	18	Chinedu Amajoyi	1	Chinedu Amajoyi	4
Nick Coppola	10	DeMondre Harvey	1	R.J. McCray	4
Kyle Koszuta	2	R.J. McCray	1	Marvin Williams	4
R.J. McCray	2	Marvin Williams	1	Amos Olatayo	3
Daniel Grieves	1	3FG Made		Kyle Koszuta	3
Taylor Ongwae	1	Daniel Grieves	10	Evan Sims	1
Field Goals Made		Taylor Ongwae	7	Minutes	
Taylor Ongwae	16	Amos Olatayo	7	Nick Coppola	12
Amos Olatayo	4	Nick Coppola	6	Taylor Ongwae	8
Marvin Williams	3	Kyle Koszuta	4	Jayon James	6
Jayon James	3	R.J. McCray	3	Amos Olatayo	2
Nick Coppola	3	Chinedu Amajoyi	2	Daniel Grieves	1
Field Goal Attempts		3FG Attempts		Kyle Koszuta	1
Taylor Ongwae	19	Daniel Grieves	9	R.J. McCray	1
Amos Olatayo	4	Amos Olatayo	7	<i>Note: If multiple student-athletes tie in a category in a single game, they all receive credit for leading the team</i>	
Jayon James	2	Nick Coppola	5		
Nick Coppola	1	Chinedu Amajoyi	4		
Daniel Grieves	1	Taylor Ongwae	3		
Marvin Williams	1	Kyle Koszuta	2		

Double-Doubles

2013-14 Season	Career
<u>Taylor Ongwae (3)</u> 27 pt, 11 reb vs. ULL (1/4/14) 27 pt, 10 reb vs. GSU (1/25/14) 16 pt, 11 reb at ULL (2/1/14)	<u>Jayon James (7)</u> 10 pt, 12 reb vs SLU (12/10/12) 26 pt, 10 reb vs FAU (12/12/12) 11 pt, 12 reb vs SU (12/13/12) 19 pt, 10 reb at NT (1/5/13) 11 pt, 15 ast at FIU (2/2/13) 16 pt, 12 reb vs. ULL (1/4/14) 12 pt, 11 reb vs. UALR (2/15/14)
<u>Jayon James (2)</u> 16 pt, 12 reb vs. ULL (1/4/14) 12 pt, 11 reb vs. UALR (2/15/14)	12 pt, 11 reb vs. UALR (2/15/14)
<u>Marvin Williams (2)</u> 13 pt, 10 reb at NSU (11/21/13) 11 pt, 13 reb at ASU (3/6/14)	

Individual Career Totals for Returning Student-Athletes

Only includes statistics at ULM

Points		Steals	
A. Olatayo	549	J. James	68
J. James	508	R.J. McCray	62
R.J. McCray	432	M. Hansberry	46
M. Hansberry	390	A. Olatayo	46
M. Brown	193	K. Koszuta	32
K. Koszuta	141	M. Brown	27
Field Goals M-A		Free Throws M-A	
A. Olatayo	238-517	J. James	112-224
J. James	196-442	A. Olatayo	99-170
R.J. McCray	155-369	R.J. McCray	82-127
M. Hansberry	142-353	M. Hansberry	80-124
M. Brown	84-150	M. Brown	24-58
K. Koszuta	46-130	K. Koszuta	15-24

Rebounds		Three-Pointers M-A	
J. James	322	A. Olatayo	44-148
A. Olatayo	207	R.J. McCray	40-115
M. Brown	180	K. Koszuta	34-90
R.J. McCray	154	M. Hansberry	26-107
M. Hansberry	137	J. James	4-37
K. Koszuta	33	Games/Starts	

Assists		Minutes	
J. James	251	R.J. McCray	1938
R.J. McCray	126	J. James	1769
M. Hansberry	110	M. Hansberry	1387
K. Koszuta	55	A. Olatayo	1101
A. Olatayo	31	M. Brown	905
M. Brown	15	K. Koszuta	605

Blocks		Minutes	
J. James	28	R.J. McCray	1938
A. Olatayo	17	J. James	1769
R.J. McCray	16	M. Hansberry	1387
M. Brown	10	A. Olatayo	1101
M. Hansberry	2	M. Brown	905
		K. Koszuta	605

Double-Figures and Categorical Highs

Double-Figures	Season 10+ Points	Season 10+ Rebs	Season 10+ Asts
Taylor Ongwae	23 times (20+ 8 times)	3 times	
Jayon James	13 times	3 times	
Amos Olatayo	11 times (20+ 3 times)		
Nick Coppola	9 times		
Marvin Williams	8 times	2 times	
Daniel Grieves	3 times		
Chinedu Amajoyi	3 times		
R.J. McCray	3 times		
DeMondre Harvey	1 time		

Double-Figures	Career 10+ Points	Career 10+ Rebs	Career 10+ Asts
Amos Olatayo	28 times (20+ 12 times)	1 time	
Jayon James	26 times (20+ 1 time)	9 times	2 times
Taylor Ongwae	23 times (20+ 8 times)	3 times	
Marcelis Hansberry	15 times (20+ 1 time)		
R.J. McCray	14 times		
Nick Coppola	9 times		
Marvin Williams	8 times	2 times	
Millaun Brown	5 times (20+ 1 time)	1 time	
Kyle Koszuta	3 times		
Daniel Grieves	3 times		
Chinedu Amajoyi	3 times		
DeMondre Harvey	1 time		

Single-Game Categorical Highs 2013-14

Points	Amos Olatayo - 30, at NSU
Field Goals Made	Amos Olatayo/Taylor Ongwae - 11 (Olatayo at NSU) (Ongwae vs ULL)
3FG Made	Amos Olatayo/Taylor Ongwae/Nick Coppola - 4
Free Throws Made	Chinedu Amajoyi - 10 (vs. Arkansas State)
Rebounds	Marvin Williams - 13 (at Arkansas State)
Assists	Jayon James - 9 (at UTA)
Steals	Taylor Ongwae - 5 (vs. UALR)
Blocks	Jayon James/Amos Olatayo - 5 (James vs. UALR) (Olatayo vs. ULL)



Warhawks Men's Basketball

University of Louisiana at Monroe



The Last Time ULM...

Scored 100 or more points
Scored 90 or more points
Scored 80 or more points
Scored fewer than 40 points
Held an opponent to under 50 points
Held an opponent to under 40 points
Won by 30 or more points
Won by 40 or more points
Won by 50 or more points
Won by 60 or more points
Had four double-digit scorers
Had five double-digit scorers
Had no double-digit scorers
Had 20 or more assists
Had fewer than 10 assists
Had 10 or more blocks
Had 10 or more steals
Had 20 or more turnovers
Had fewer than 10 turnovers
Made 30 or more field goals
Made 40 or more field goals
Made 50 or more field goals
Shot over 50 pct from field
Shot over 60 pct from field
Shot less than 20 pct from field
Made 10 or more 3-pointers
Made 15 or more 3-pointers
Shot over 50 pct from 3FG
Shot over 60 pct from 3FG
Shot less than 20 pct from 3FG
Made 20 or more free throws
Made 30 or more free throws
Shot over 80 pct free throws
Shot over 90 pct free throws
Won on a buzzer beater
Lost on a buzzer beater
Won on the last possession
Lost on the last possession
Won in overtime
Won in double overtime
Won in triple overtime
Had two double-doubles in one game
Had two 20+ scorers in one game

A ULM Player...

Had a double-double (pts-rbs)
Had a double-double (pts-asts)
Had a triple-double
Had 20 points or more
Had 30 points or more
Had 40 points or more
Had 50 points or more
Made 10 or more field goals
Made 15 or more field goals
Made five or more 3FG
Made 10 or more FT
Had 10 or more rebounds
Had 15 or more rebounds
Had 20 or more rebounds
Had 25 or more rebounds
Had 30 or more rebounds
Had 10 or more assists
Had 15 or more assists
Had five or more steals
Had 10 or more steals
Had five or more blocks
Had 10 or more blocks
Played 40 minutes or more

105, vs. UL-Lafayette (1/4/2014)
105, vs. UL-Lafayette (1/4/2014)
105, vs. UL-Lafayette (1/4/2014)
36, vs. Texas State (1/11/2014)
49, vs. UALR (2/15/2014)
37, vs. LeTourneau (11/25/1991)
34, vs. Samford (11/18/2013)
54, vs. Union College (1/3/2009)
54, vs. Union College (1/3/2009)
63, vs. LeTourneau (11/25/1991)
at UALR (3/10/2014)
vs. South Alabama (2/27/2014)
at No. 3 Ohio State (12/27/2013)
20, at FIU (2/2/2013)
6, at Arkansas State (3/6/2014)
12, vs. UALR (2/15/2014)
12, vs. UALR (2/15/2014)
20, vs. Thomas (12/9/2013)
9, vs. South Alabama (2/27/2014)
33, at UT Arlington (1/9/2014)
41, vs. Texas College (12/22/2003)
51, vs. Georgia Southern (2/8/1979)
.509 (27-53), vs. South Alabama (2/27/2014)
.620 (31-50), at Nicholls State (11/28/2011)
.185 (10-54) at No. 3 Ohio State (12/27/2013)
10, at UT Arlington (1/9/2014)
15, vs. Middle Tennessee (1/24/2008)
.643 (9-14), at Troy (1/16/2014)
.643 (9-14), at Troy (1/16/2014)
.190 (4-21), vs. Georgia State (1/25/2014)
24, vs. UL-Lafayette (1/4/2014)
30, vs. Troy (12/31/2009)
.824 (14-17), at Troy (1/16/2014)
1.000 (5-5), at Texas A&M (12/10/2011)
W, 60-58, vs. SFA (Malcolm Thomas Jumper) (11/25/2008)
L, 76-73, at La. Tech (Kyle Gibson 3FG) (12/2/2009)
W, 66-65, at UALR (Pair of defensive stands) (3/10/2014)
L, 65-64, vs. SFA (Zac Downing 3FG, 4 secs) (11/23/2010)
W, 103-98 (2OT), vs. UL-Lafayette (1/4/2014)
W, 103-98 (2OT), vs. UL-Lafayette (1/4/2014)
W, 107-106 (3OT), at La. Tech (1/5/1970)
Tylor Ongwae & Jayon James, vs. UL-Lafayette (1/4/2014)
Tylor Ongwae (25) & Amos Olatayo (20), at UT Arlington (1/9/2014)

Marvin Williams (11 pts, 13 rebs) at ASU (3/6/2014)
Jayon James (11 pts and 15 asts), at FIU (2/2/2013)
Wojciech Mydra (11 pts, 10 rebs, 10 blks) vs. SHSU (1/24/2002)
Tylor Ongwae (25), vs. UALR (2/15/2014)
Amos Olatayo (30), at Northwestern State (11/21/2013)
Henry Steele (40), vs. Louisiana College (1/23/1971)
Glynn Saulters (51), vs. Nicholls State (1/1/1968)
Tylor Ongwae (10), vs. Georgia State (1/25/2014)
Mike Smith (15), vs. Houston (12/15/1999)
Trent Mackey (5), vs. North Texas (2/14/2013)
Chinedu Amajoyi (10-12), vs. Arkansas State (1/30/2014)
Marvin Williams (13), at Arkansas State (3/6/2014)
Lance Brasher (17), vs. Middle Tennessee (1/24/2008)
DeAndre Alexander (20), vs. Lamar (3/2/2005)
Calvin Natt (25), vs. Miss. State (12/5/1978)
Calvin Natt (31) vs. Georgia Southern (12/29/1976)
Jayon James (10), vs. Arkansas State (2/16/2013)
Larry Saults (19), vs. Mississippi College (1/7/1970)
Tylor Ongwae (5), vs. UALR (2/15/2014)
Arthur Hayes (10), vs. McNeese State (1983)
Jayon James (5), vs. UALR (2/15/2014)
Wojciech Mydra (13), vs. UTSA (3/2/2002)
Nick Coppola (40) & Jayon James (40), at UALR (3/10/2014)

MISCELLANEOUS STATS 2013-14

Largest halftime lead

24, vs. Thomas, 46-22

Largest halftime deficit

21, at No. 3 OSU, 41-20

Largest halftime lead surrendered in a loss

None (have held six halftime leads)

Largest halftime deficit overcome in a win

7, at South Alabama, 34-27 (won 64-58)

Largest lead any time

41, vs. Samford, 84-43, 3:01 left 2H

Largest deficit any time

40, at No. 3 OSU, 71-31, 58 secs left 2H

Largest lead surrendered in a loss

8, at UL-Lafayette (2/1/2014)

Largest deficit overcome in a win

18, at Northwestern State (11/21/13)

Most points scored in a half

46, vs. Thomas, first half

Fewest points scored in a half

9, vs. Texas State, second half

Most points allowed in a half

48, vs. LA Tech, first half

Fewest points allowed in a half

13, vs. UALR, first half

Largest Rebounding Advantage

+18, vs. Thomas, 41-23

Largest Rebounding Disadvantage

-15, at WKU, 43-28

Highest Plus Turnover Differential

+7, vs. Arkansas State, 14-7

Highest Minus Turnover Differential

-14, at NSU, 29-15

Most 3FG Made In a Game

10, at UT Arlington (10-23)

Most 3FG Allowed in a Game

13, at UT Arlington (13-29)



Warhawks Men's Basketball

University of Louisiana at Monroe



2013-14 ULM MEN'S BASKETBALL

Overall Stats

ULM Combined Team Statistics (as of Mar 10, 2014)

All games

RECORD:	OVERALL	HOME	AWAY	NEUTRAL
ALL GAMES	10-16	6-6	4-10	0-0
CONFERENCE	7-11	4-5	3-6	0-0
NON-CONFERENCE	3-5	2-1	1-4	0-0

#	Player	gp-gs	min	avg	Total		3-Point		F-Throw		Rebounds											
					fg-fga	fg%	3fg-fga	3fg%	ft-fa	ft%	off	def	tot	avg	pf	dq	a	to	blk	stl	pts	avg
12	Ongwae,Tylor	26-26	837	32.2	144-342	.421	26-94	.277	104-135	.770	45	106	151	5.8	73	3	38	49	19	30	418	16.1
10	Olatayo,Amos	14-11	392	28.0	68-150	.453	20-63	.317	29-51	.569	22	52	74	5.3	23	0	10	32	8	13	185	13.2
01	James,Jayon	26-25	807	31.0	96-195	.492	1-10	.100	61-113	.540	28	129	157	6.0	71	2	114	70	18	29	254	9.8
00	Williams,Marvin	24-20	570	23.8	83-174	.477	1-5	.200	32-52	.615	46	65	111	4.6	72	3	11	35	23	13	199	8.3
11	Coppola,Nick	26-26	863	33.2	62-162	.383	26-69	.377	29-43	.674	12	54	66	2.5	54	2	85	60	0	12	179	6.9
13	Amajoyi,Chinedu	21-13	354	16.9	25-68	.368	15-39	.385	26-36	.722	10	54	64	3.0	17	0	12	17	2	9	91	4.3
04	McCray,RJ	22-2	343	15.6	32-82	.390	13-34	.382	17-23	.739	6	20	26	1.2	23	0	22	22	4	14	94	4.3
33	Grieves,Daniel	24-1	304	12.7	33-94	.351	26-78	.333	5-8	.625	8	26	34	1.4	39	0	9	9	2	5	97	4.0
02	Harvey,DeMondre	26-4	376	14.5	33-63	.524	0-0	.000	13-27	.481	34	59	93	3.6	52	2	14	17	13	13	79	3.0
34	Carswell II,Leon	1-0	5	5.0	0-0	.000	0-0	.000	2-2	1.000	0	2	2	2.0	1	0	0	2	0	0	2	2.0
15	Koszuta,Kyle	21-0	193	9.2	14-46	.304	10-35	.286	2-6	.333	2	6	8	0.4	13	0	7	8	0	9	40	1.9
23	Brown,Millaun	18-1	163	9.1	10-20	.500	0-0	.000	6-17	.353	21	14	35	1.9	25	1	2	11	2	3	26	1.4
20	Sims,Evan	9-1	91	10.1	4-13	.308	0-1	.000	1-4	.250	3	6	9	1.0	17	1	2	6	2	1	9	1.0
35	Ponder,Colten	1-0	2	2.0	0-0	.000	0-0	.000	0-0	.000	0	0	0	0.0	0	0	0	0	0	0	0	0.0
Team											35	39	74				10					
Total.....		26	5300		604-1409	.429	138-428	.322	327-517	.632	272	632	904	34.8	480	14	326	348	93	151	1673	64.3
Opponents.....		26	5300		629-1461	.431	170-519	.328	355-541	.656	287	624	911	35.0	452	-	333	288	103	191	1783	68.6

TEAM STATISTICS	ULM	OPP	Date	Opponent	Score	Att.
SCORING	1673	1783	11/08/13	at Kansas	L 63-80	16300
Points per game	64.3	68.6	11/18/13	SAMFORD	W 86-52	1503
Scoring margin	-4.2	-	11/21/13	at Northwestern State	Wot 84-80	1723
FIELD GOALS-ATT	604-1409	629-1461	12/09/13	THOMAS	W 84-61	1001
Field goal pct	.429	.431	12/14/13	at LSU	L 54-61	7623
3 POINT FG-ATT	138-428	170-519	12/18/13	at Ole Miss	L 62-75	5754
3-point FG pct	.322	.328	12/22/13	LOUISIANA TECH	L 61-83	4107
3-pt FG made per game	5.3	6.5	12/27/13	at Ohio State	L 31-71	18534
FREE THROWS-ATT	327-517	355-541	* 01/04/14	ULL	Wo2 103-98	1482
Free throw pct	.632	.656	* 1/9/2014	at UT Arlington	Lot 79-83	1059
F-Throws made per game	12.6	13.7	* 01/11/14	TEXAS STATE	L 36-61	1106
REBOUNDS	904	911	* 01/16/14	at Troy	W 75-64	2038
Rebounds per game	34.8	35.0	* 01/18/14	at South Alabama	W 64-58	2385
Rebounding margin	-0.3	-	* 01/23/14	WKU	L 51-69	1528
ASSISTS	326	333	* 01/25/14	GEORGIA STATE	L 58-66	1682
Assists per game	12.5	12.8	* 01/30/14	ARKANSAS STATE	W 72-65	1186
TURNOVERS	348	288	* 02-01-14	at ULL	L 50-66	4685
Turnovers per game	13.4	11.1	* 2/6/14	at Texas State	L 57-65	0
Turnover margin	-2.3	-	* 02/13/14	UT ARLINGTON	L 74-85	1161
Assist/turnover ratio	0.9	1.2	* 02/15/14	UALR	W 65-49	1058
STEALS	151	191	* 02/20/14	at Georgia State	L 60-75	1809
Steals per game	5.8	7.3	* 02/22/14	at WKU	L 63-72	5272
BLOCKS	93	103	* 02/27/14	SOUTH ALABAMA	W 71-54	963
Blocks per game	3.6	4.0	* 03/01/14	TROY	L 46-61	1376
ATTENDANCE	18153	73948	* 3/6/14	at Arkansas State	L 58-64	2329
Home games-Avg/Game	12-1513	14-5282	* 3/8/14	at UALR	W 66-65	4437
Neutral site-Avg/Game	-	0-0				

* - Conference game

Score by Periods	1st	2nd	OT	OT2	Totals
ULM	768	858	29	18	1673
Opponents	860	881	29	13	1783



Warhawks Men's Basketball

University of Louisiana at Monroe



2013-14 ULM MEN'S BASKETBALL ULM Combined Team Statistics (as of Mar 10, 2014) Conference games

Conference Only

RECORD:	OVERALL	HOME	AWAY	NEUTRAL
ALL GAMES	7-11	4-5	3-6	0-0
CONFERENCE	7-11	4-5	3-6	0-0
NON-CONFERENCE	0-0	0-0	0-0	0-0

#	Player	gp-gs	min	avg	Total		3-Point		F-Throw		Rebounds						a	to	blk	stl	pts	avg
					fg-fga	fg%	3fg-fga	3fg%	ft-fa	ft%	off	def	tot	avg	pf	dq						
12	Ongwae,Tylor	18-18	649	36.1	110-265	.415	20-77	.260	78-103	.757	32	85	117	6.5	56	2	27	37	11	21	318	17.7
10	Olatayo,Amos	6-3	175	29.2	24-62	.387	9-34	.265	15-27	.556	8	22	30	5.0	7	0	4	14	6	5	72	12.0
01	James,Jayon	18-17	579	32.2	70-138	.507	1-8	.125	35-76	.461	16	88	104	5.8	51	2	85	52	15	19	176	9.8
11	Coppola,Nick	18-18	650	36.1	52-126	.413	24-59	.407	21-31	.677	9	36	45	2.5	43	2	52	38	0	9	149	8.3
00	Williams,Marvin	16-13	383	23.9	51-109	.468	0-3	.000	24-36	.667	33	44	77	4.8	48	1	7	18	18	9	126	7.9
13	Amajoyi,Chinedu	15-13	323	21.5	22-61	.361	15-37	.405	22-30	.733	7	50	57	3.8	16	0	12	14	2	8	81	5.4
04	McCray,RJ	14-1	232	16.6	22-54	.407	11-29	.379	7-11	.636	3	10	13	0.9	18	0	10	14	3	7	62	4.4
33	Grieves,Daniel	16-1	197	12.3	21-61	.344	17-53	.321	5-7	.714	6	17	23	1.4	25	0	5	3	2	3	64	4.0
02	Harvey,DeMondre	18-4	270	15.0	25-45	.556	0-0	.000	7-16	.438	23	33	56	3.1	38	2	9	9	11	6	57	3.2
20	Sims,Evan	5-1	53	10.6	4-5	.800	0-0	.000	0-0	.000	1	2	3	0.6	9	1	1	1	1	1	8	1.6
15	Koszuta,Kyle	13-0	86	6.6	6-19	.316	6-16	.375	2-6	.333	1	3	4	0.3	6	0	4	3	0	3	20	1.5
23	Brown,Millaun	10-1	78	7.8	6-9	.667	0-0	.000	3-13	.231	13	4	17	1.7	9	0	2	4	1	1	15	1.5
	Team										23	29	52				5					
	Total.....	18	3675		413-954	.433	103-316	.326	219-356	.615	175	423	598	33.2	326	10	218	212	70	92	1148	63.8
	Opponents.....	18	3675		428-999	.428	123-365	.337	241-368	.655	204	429	633	35.2	309	-	226	182	58	118	1220	67.8

TEAM STATISTICS	ULM	OPP
SCORING	1148	1220
Points per game	63.8	67.8
Scoring margin	-4.0	-
FIELD GOALS-ATT	413-954	428-999
Field goal pct	.433	.428
3 POINT FG-ATT	103-316	123-365
3-point FG pct	.326	.337
3-pt FG made per game	5.7	6.8
FREE THROWS-ATT	219-356	241-368
Free throw pct	.615	.655
F-Throws made per game	12.2	13.4
REBOUNDS	598	633
Rebounds per game	33.2	35.2
Rebounding margin	-1.9	-
ASSISTS	218	226
Assists per game	12.1	12.6
TURNOVERS	212	182
Turnovers per game	11.8	10.1
Turnover margin	-1.7	-
Assist/turnover ratio	1.0	1.2
STEALS	92	118
Steals per game	5.1	6.6
BLOCKS	70	58
Blocks per game	3.9	3.2
ATTENDANCE	11542	24014
Home games-Avg/Game	9-1282	9-2668
Neutral site-Avg/Game	-	0-0

Score by Periods	1st	2nd	OT	OT2	Totals
ULM	508	603	19	18	1148
Opponents	577	607	23	13	1220

Date	Opponent	Score	Att.
* 01/04/14	ULL	Wo2 103-98	1482
* 1/9/2014	at UT Arlington	Lot 79-83	1059
* 01/11/14	TEXAS STATE	L 36-61	1106
* 01/16/14	at Troy	W 75-64	2038
* 01/18/14	at South Alabama	W 64-58	2385
* 01/23/14	WKU	L 51-69	1528
* 01/25/14	GEORGIA STATE	L 58-66	1682
* 01/30/14	ARKANSAS STATE	W 72-65	1186
* 02-01-14	at ULL	L 50-66	4685
* 2/6/14	at Texas State	L 57-65	0
* 02/13/14	UT ARLINGTON	L 74-85	1161
* 02/15/14	UALR	W 65-49	1058
* 02/20/14	at Georgia State	L 60-75	1809
* 02/22/14	at WKU	L 63-72	5272
* 02/27/14	SOUTH ALABAMA	W 71-54	963
* 03/01/14	TROY	L 46-61	1376
* 3/6/14	at Arkansas State	L 58-64	2329
* 3/8/14	at UALR	W 66-65	4437

Five Double-Figure Scorers (2-0)
vs. UL-L
(Ongwae/Olatayo/James/Williams/McCray)
vs. USA
(Ongwae/James/Amajoyi/Williams/Coppola)

Four Double-Figure Scorers (7-0)
vs. Sam (Olatayo/James/Ongwae/Grieves)
at NSU (Olatayo/James/Williams/Ongwae)
vs. Thom (Ongwae/Harvey/Williams/James)
at Troy (Ongwae/James/Coppola/Olatayo)
at USA (Ongwae/Olatayo/Coppola/Grieves)
vs. ASU (Ongwae/Williams/Coppola/Amajoyi)
at UALR (Ongwae/Coppola/Williams/McCray)

Three Double-Figure Scorers (1-6)
at No. 5 Kansas (Williams/Olatayo/Coppola)
at LSU (Williams/Olatayo/Ongwae)
vs. LA Tech (Ongwae/James/Olatayo)

at UTA (Ongwae/Olatayo/James)
vs. GSU (Ongwae/James/Grieves)
vs. UALR (Ongwae/James/McCray)
at GSU (Coppola/Ongwae/Amajoyi)

Two Double-Figure Scorers (0-6)
at Ole Miss (Olatayo/Ongwae)
vs. WKU (Olatayo/Ongwae)
at Texas State (James/Ongwae)
vs. UTA (Ongwae/James/Coppola)
at WKU (Ongwae/James)
at ASU (Ongwae/Williams)

One Double-Figure Scorer (0-3)
vs. Texas State (Ongwae)
at UL-L (Ongwae)
vs. Troy (Coppola)

Zero Double-Figure Scorers (0-1) - (at OSU)



0 Marvin Williams

Junior | Center | 6-8 | 245
Memphis, Tenn. | NW Florida State College

	Season-High	Career-High
Pts	19, at KU (11/8/13)	19, at KU (11/8/13)
FG	8, two times	8, two times
3FG	1, vs. SAM (11/18/13)	1, vs. SAM (11/18/13)
FT	4, two times	4, two times
Ast	2, three times	2, three times
Reb	13, at ASU (3/6/14)	13, at ASU (3/6/14)
Blocks	4, vs. UALR (2/15/14)	4, vs. UALR (2/15/14)
Steals	1, 12 times	1, 12 times
Min	35, at ASU (3/6/14)	35, at ASU (3/6/14)

Opponent	Date	GS	Win	FG-FGA/Pct.	3FG-FGA	FT-FTA/PCT	O-D-T	PF-FO	A	TO	Blk	Stl	Pts/Avg	
Kansas	11/8/13	*	24	8-13/.615	0-0	3-5/.600	2-4-6	5-1	0	2	0	0	19/19.0	
Samford	11/18/13	*	21	2-6/.333	1-1	0-0/0.000	0-3-3	3-0	1	1	1	0	5/12.0	
NSU	11/21/13	*	33	6-12/.500	0-0	1-4/.250	2-8-10	5-1	1	1	1	0	13/12.3	
Thomas	12/9/13	*	22	4-6/.667	0-0	4-6/.667	1-3-4	2-0	0	2	3	1	12/12.3	
LSU	12/14/13	*	28	7-10/.700	0-0	0-1/0.000	3-0-3	3-0	0	5	0	1	14/12.6	
Ole Miss	12/18/13	*	25	1-8/.125	0-0	0-0/0.000	2-0-2	3-0	2	3	0	1	2/10.8	
La. Tech	12/22/13		24	3-7/.429	0-0	0-0/0.000	2-2-4	0-0	0	3	0	1	6/10.1	
OSU	12/27/13	*	10	1-3/.333	0-1	0-0/0.000	1-1-2	3-0	0	0	0	0	2/9.1	
ULL	1/4/14	*	29	6-14/.429	0-0	4-5/.800	4-1-5	4-0	1	0	2	1	16/9.9	
UTA	1/9/14	*	31	3-5/.600	0-0	0-0/0.000	3-5-8	3-0	2	3	1	1	8/9.5	
TXST	1/11/14	*	18	0-5/.000	0-0	0-0/0.000	2-1-3	2-0	0	1	0	0	0/8.6	
Troy	1/16/14					DNP								
USA	1/18/14					DNP								
WKU	1/23/14		4	1-1/1.000	0-0	0-0/0.000	0-0-0	1-0	0	0	0	0	2/8.1	
GSU	1/25/14	*	33	3-6/.500	0-0	1-1/1.000	0-5-5	1-0	1	2	3	0	7/8.0	
ASU	1/30/14	*	23	8-13/.615	0-0	0-0/0.000	3-3-6	3-0	0	0	2	1	16/8.6	
ULL	2/1/14	*	24	3-9/.333	0-1	2-3/.667	1-5-6	2-0	0	2	1	1	8/8.5	
TXST	2/6/14	*	28	2-5/.400	0-1	2-4/.500	1-2-3	2-0	0	3	1	1	6/8.4	
UTA	2/13/14	*	23	1-6/.167	0-1	2-2/1.000	1-0-1	1-0	1	0	2	0	4/8.1	
UALR	2/15/14	*	22	3-5/.600	0-0	0-2/0.000	3-1-4	4-0	0	1	4	0	6/8.0	
GSU	2/20/14	*	28	3-7/.429	0-0	3-8/.375	2-3-5	4-0	0	1	0	1	9/8.1	
WKU	2/22/14	*	21	2-6/.333	0-0	2-2/1.000	0-4-4	4-0	0	0	1	1	6/8.0	
USA	2/27/14	*	20	5-6/.833	0-0	0-0/0.000	2-3-5	4-0	0	2	0	1	10/8.0	
Troy	3/1/14		28	3-6/.500	0-0	3-3/1.000	4-3-7	4-0	2	1	0	0	9/8.1	
ASU	3/6/14	*	35	4-9/.444	0-0	3-4/.750	6-7-13	4-0	0	2	0	1	11/8.2	
UALR	3/10/14	*	16	4-6/.667	0-0	2-2/1.000	1-1-2	5-1	0	0	1	0	10/8.3	
UTA	3/13/14													
Totals			20	570	83-174/.477	1-5/.200	32-55/.615	46-65-111	72-3	11	35	23	16	199/8.3



2 DeMondre Harvey

Sophomore | Forward | 6-7 | 210
Minden, La. | Pearl River CC

	Season-High	Career-High
Pts	11, vs. Thom (12/9/13)	11, vs. Thom (12/9/13)
FG	4, vs. Thom (12/9/13)	4, vs. Thom (12/9/13)
3FG	N/A	N/A
FT	3, vs. Thom (12/9/13)	3, vs. Thom (12/9/13)
Ast	2, three times	2, three times
Reb	8, two times	8, two times
Blocks	2, three times	2, three times
Steals	3, vs. ASU (3/1/14)	3, vs. ASU (3/1/14)
Min	25, vs. WKU (1/23/14)	25, vs. WKU (1/23/14)

Opponent	Date	GS	Min	FG-FGA/Pct.	3FG-FGA	FT-FTA/PCT	O-D-T	PF-FO	A	TO	Blk	Stl	Pts/Avg
Kansas	11/8/13		9	0-0/0.000	0-0	0-0/0.000	0-2-2	2-0	0	1	0	1	0/0.0
Samford	11/18/13		13	1-2/.500	0-0	0-0/0.000	0-5-5	2-0	1	0	1	1	2/1.0
NSU	11/21/13		9	0-0/0.000	0-0	1-2/.500	1-4-5	2-0	1	1	0	0	1/1.0
Thomas	12/9/13		15	4-5/.800	0-0	3-5/.600	2-4-6	2-0	1	2	1	1	11/3.5
LSU	12/14/13		10	1-1/1.000	0-0	1-2/.500	0-2-2	0-0	0	0	0	1	3/3.4
Ole Miss	12/18/13		14	1-3/.333	0-0	0-0/0.000	3-5-8	3-0	0	1	0	1	2/3.2
La. Tech	12/22/13		17	0-1/0.000	0-0	1-2/.500	1-2-3	1-0	2	0	0	2	1/2.9
OSU	12/27/13		19	1-6/.167	0-0	0-0/0.000	4-2-6	2-0	0	1	0	0	2/2.8
ULL	1/4/14		9	1-2/.500	0-0	0-1/0.000	1-2-3	2-0	0	1	0	0	2/2.7
UTA	1/9/14		11	1-1/1.000	0-0	0-0/0.000	1-0-1	1-0	0	0	0	0	2/2.6
TX ST	1/11/14		18	2-5/.400	0-0	0-0/0.000	1-2-3	1-0	0	0	0	0	4/2.7
Troy	1/16/14	*	24	2-5/.400	0-0	0-0/0.000	1-1-2	4-0	2	0	2	0	4/2.8
USA	1/18/14	*	21	3-3/1.000	0-0	2-2/1.000	4-3-7	5-1	1	1	2	0	8/3.2
WKU	1/23/14	*	25	3-5/.600	0-0	0-4/0.000	1-2-3	1-0	0	1	1	1	6/3.4
GSU	1/25/14		9	0-0/0.000	0-0	0-0/0.000	0-0-0	2-0	0	1	1	0	0/3.2
ASU	1/30/14	*	3	1-1/1.000	0-0	0-0/0.000	0-0-0	2-0	0	0	0	0	2/3.1
ULL	2/1/14		7	0-2/0.000	0-0	0-0/0.000	1-1-2	2-0	2	0	0	0	0/2.9
TX ST	2/6/14		12	0-0/0.000	0-0	0-1/0.000	0-0-0	0-0	1	1	0	0	0/2.8
UTA	2/13/14		19	2-3/.667	0-0	0-0/0.000	3-4-7	5-1	0	0	1	0	4/2.8
UALR	2/15/14		15	2-2/1.000	0-0	0-0/0.000	1-0-1	3-0	0	1	1	0	4/2.9
GSU	2/20/14		23	3-4/.750	0-0	0-0/0.000	3-3-6	2-0	2	0	0	1	6/3.0
WKU	2/22/14		20	2-5/.500	0-0	0-0/0.000	2-1-3	1-0	1	0	2	0	4/3.1
USA	2/27/14		11	1-1/1.000	0-0	2-2/1.000	2-1-3	2-0	0	2	0	1	4/3.1
Troy	3/1/14		18	2-3/.667	0-0	1-4/.250	1-5-6	2-0	0	1	1	3	5/3.2
ASU	3/6/14		4	0-1/0.000	0-0	0-0/0.000	0-1-1	0-0	0	0	0	0	0/3.1
UALR	3/10/14		21	0-2/0.000	0-0	2-2/1.000	1-7-8	3-0	0	0	0	0	2/3.0
UTA	3/13/14												
Totals		4	376	33-63/.524	0-0	13-27/.481	34-59-93	52-2	14	17	13	13	79/3.0



1 Jayon James

Senior | Forward | 6-6 | 225
Paterson, N.J. | Lamar State-Port Arthur

	Season-High	Career-High
Pts	19, vs. USA (2/27/14)	26, vs. FAU (12/29/13)
FG	8, two times	12, vs. FAU (12/29/13)
3FG	1, vs. TXST (1/11/14)	3, at UALR (12/1/12)
FT	9, at NSU (11/21/13)	9, at NSU (11/21/13)
Ast	9, at UTA (1/9/14)	15, at FAU (2/2/13)
Reb	12, vs. ULL (1/4/14)	12, three times
Blocks	5, vs. UALR (2/15/14)	5, vs. UALR (2/15/14)
Steals	3, three times	6, vs. WKU (3/8/13)
Min	40, two times	42, vs. Troy (1/26/13)

Opponent	Date	GS	Min	FG-FGA/Pct.	3FG-FGA	FT-FTA/PCT	O-D-T	PF-FO	A	TO	Blk	Stl	Pts/Avg
Kansas	11/8/13	*	33	2-8/.250	0-0	1-3/.333	0-4-4	4-0	4	0	0	1	5/5.0
Samford	11/18/13	*	26	6-8/.750	0-1	2-2/1.000	1-8-9	2-0	4	2	1	2	14/9.5
NSU	11/21/13	*	37	4-7/.571	0-0	9-11/.818	1-6-7	2-0	6	5	0	2	17/12.0
Thomas	12/9/13	*	25	4-6/.667	0-0	2-4/.500	1-5-6	2-0	2	5	1	0	10/11.5
LSU	12/14/13	*	30	0-6/0.000	0-0	2-2/1.000	2-5-7	2-0	3	0	1	1	2/9.6
Ole Miss	12/18/13	*	26	4-11/.364	0-0	1-3/.333	5-6-11	4-0	5	1	0	3	9/9.5
La. Tech	12/22/13	*	34	4-5/.800	0-0	6-9/.667	2-6-8	3-0	4	4	0	1	14/10.1
OSU	12/27/13	*	17	2-6/.333	0-1	3-3/1.000	0-1-1	1-0	1	1	0	0	7/9.8
ULL	1/4/14	*	38	6-7/.857	0-0	4-6/.667	2-10-12	5-1	5	3	0	2	16/10.4
UTA	1/9/14	*	34	7-10/.700	0-0	0-3/0.000	3-5-8	4-0	9	3	0	1	14/10.8
TX ST	1/11/14	*	26	4-8/.500	1-2	0-6/0.000	0-2-2	0-0	1	1	0	2	9/10.6
Troy	1/16/14	*	37	6-8/.750	0-0	1-2/.500	0-4-4	3-0	5	2	0	1	13/10.8
USA	1/18/14	*	17	0-2/0.000	0-0	0-0/0.000	0-4-4	3-0	5	0	0	0	0/10.0
WKU	1/23/14		23	2-6/.333	0-1	5-6/.833	1-0-1	1-0	4	4	0	1	9/9.9
GSU	1/25/14	*	38	5-8/.625	0-1	1-2/.500	2-5-7	3-0	5	5	2	0	11/10.0
ASU	1/30/14	*	39	4-11/.364	0-1	1-4/.250	2-5-7	2-0	7	3	3	1	9/9.9
ULL	2/1/14	*	28	0-5/0.000	0-0	0-2/0.000	0-4-4	1-0	5	1	2	0	0/9.4
TX ST	2/6/14	*	40	8-14/.571	0-1	2-3/.667	0-6-6	4-0	5	3	0	3	18/9.8
UTA	2/13/14	*	37	5-11/.455	0-1	5-8/.625	0-6-6	4-0	6	3	0	2	15/10.1
UALR	2/15/14	*	37	3-6/.500	0-0	6-8/.750	0-11-11	2-0	8	4	5	3	12/10.2
GSU	2/20/14	*	27	0-3/0.000	0-0	1-2/.500	0-6-6	1-0	2	4	0	0	1/9.8
WKU	2/22/14	*	30	4-10/.400	0-1	5-9/.556	0-7-7	4-0	3	2	0	0	13/9.9
USA	2/27/14	*	37	8-12/.667	0-0	3-4/.750	1-1-2	2-0	3	2	2	1	19/10.3
Troy	3/1/14	*	25	2-5/.400	0-0	0-2/0.000	2-7-9	4-0	3	3	0	0	4/10.0
ASU	3/6/14	*	26	3-3/1.000	0-0	1-5/.200	1-2-3	5-1	3	4	1	2	7/9.9
UALR	3/10/14	*	40	3-9/.333	0-0	0-4/0.000	2-3-5	3-0	6	5	0	0	6/9.8
UTA	3/13/14												
Totals			25	807	96-195/.495	1-10	61-113/.540	28-129-157	71-2	114	68	18	254/9.8





4 R.J. McCray

Senior | Guard | 6-2 | 190

Arlington, Texas | Grace Prep Academy

	Season-High	Career-High
Pts	12, vs. UALR (2/15/14)	17, at SLU (12/10/12)
FG	5, vs. UALR (2/15/14)	5, two times
3FG	3, at UALR (3/10/14)	two times
FT	5, vs. ULL (1/4/14)	6, vs. Southern (12/13/12)
Ast	5, at LSU (12/14/13)	7, vs. UALR (2/7/13)
Reb	5, at LSU (12/14/13)	5, at LSU (12/14/13)
Blocks	1, four times	2, at Tennessee (11/16/11)
Steals	3, at UALR (3/10/14)	4, vs. WKU (12/29/11)
Min	27, vs. ASU (3/1/14)	42, at SLU (12/10/12)

Opponent	Date	GS	Min	FG-FGA/Pct.	3FG-FGA	FT-FTA/PCT	O-D-T	PF-FO	A	TO	Blk	Stl	Pts/Avg	
Kansas	11/8/13		9	1-2/.500	0-0	3-4/.750	0-0-0	1-0	0	0	0	0	5/5.0	
Samford	11/18/13		14	1-4/.250	0-2	3-3/1.000	0-1-1	0-0	2	0	0	2	5/5.0	
NSU	11/21/13		11	1-3/.333	0-1	1-2/.500	0-0-0	0-0	0	1	0	0	3/4.3	
Thomas	12/9/13		18	2-3/.667	0-0	0-0/.000	0-1-1	0-0	4	2	0	1	4/4.3	
LSU	12/14/13		11	0-1/.000	0-0	2-2/1.000	2-3-5	2-0	5	1	0	2	2/3.8	
Ole Miss	12/18/13		9	1-3/.333	0-0	1-1/1.000	0-1-1	1-0	1	1	1	0	3/3.7	
La. Tech	12/22/13	*	18	3-7/.429	1-1	0-0/.000	0-2-2	1-0	0	2	0	1	7/4.1	
OSU	12/27/13		21	1-5/.200	1-1	0-0/.000	1-2-3	0-0	0	1	0	1	3/4.0	
ULL	1/4/14		23	3-8/.375	0-2	5-8/.625	0-0-0	0-0	1	0	0	1	11/4.8	
UTA	1/9/14		24	1-5/.200	1-2	0-0/.000	2-2-4	4-0	3	1	1	2	3/4.6	
TX ST	1/11/14		13	0-2/.000	0-2	0-0/.000	0-0-0	3-0	0	1	0	0	0/4.2	
Troy	1/16/14					DNP								
USA	1/18/14					DNP								
WKU	1/23/14					DNP								
GSU	1/25/14					DNP								
ASU	1/30/14		12	0-0/.000	0-0	0-0/.000	0-0-0	3-0	0	0	0	0	0/3.8	
ULL	2/1/14		11	1-3/.333	0-1	0-0/.000	0-1-1	0-0	1	0	0	0	2/3.7	
TX ST	2/6/14		17	0-1/.000	0-1	0-0/.000	0-1-1	2-0	1	1	0	0	0/3.4	
UTA	2/13/14		17	2-5/.400	2-4	0-0/.000	0-0-0	3-0	0	2	0	0	6/3.6	
UALR	2/15/14		22	5-6/.833	2-3	0-1/.000	0-2-2	0-0	1	2	1	1	12/4.1	
GSU	2/20/14		13	0-3/.000	0-3	0-0/.000	0-0-0	0-0	1	3	0	0	0/3.9	
WKU	2/22/14		20	0-1/.000	0-1	0-0/.000	0-1-1	2-0	1	0	0	0	0/3.7	
USA	2/27/14		6	1-2/.500	1-2	0-0/.000	0-0-0	0-0	0	0	1	0	3/3.6	
Troy	3/1/14	*	27	3-6/.500	1-3	0-0/.000	0-2-2	0-0	1	2	0	0	7/3.8	
ASU	3/6/14		10	3-6/.500	1-1	0-0/.000	0-0-0	1-0	0	1	0	0	7/4.0	
UALR	3/10/14		17	3-6/.500	3-4	2-2/1.000	1-1-2	0-0	0	1	0	3	11/4.3	
UTA	3/13/14													
Totals			2	343	32-82/390	13-34/382	17-23/739	6-20-26	23-0	22	22	4	14	94/4.3



11 Nick Coppola

Freshman | Guard | 5-11 | 195

Richmond, Va. | Benedictine Prep

	Season-High	Career-High
Pts	16, at GSU (2/20/14)	16, at GSU (2/20/14)
FG	6, at UALR (3/10/14)	6, at UALR (3/10/14)
3FG	4, at GSU (2/20/14)	4, at GSU (2/20/14)
FT	5, at KU (11/8/13)	5, at KU (11/8/13)
Ast	8, at NSU (11/21/13)	8, at NSU (11/21/13)
Reb	6, vs. WKU (1/23/14)	6, vs. WKU (1/23/14)
Blocks	N/A	N/A
Steals	2, two times	2, two times
Min	40, nine times	40, nine times

Opponent	Date	GS	Min	FG-FGA/Pct.	3FG-FGA	FT-FTA/PCT	O-D-T	PF-FO	A	TO	Blk	Stl	Pts/Avg	
Kansas	11/8/13	*	31	2-5/.400	1-3	5-7/.714	0-3-3	0-0	2	2	0	0	10/10.0	
Samford	11/18/13	*	26	2-5/.400	0-1	1-3/.333	0-3-3	2-0	6	0	0	0	5/7.5	
NSU	11/21/13	*	34	1-5/.200	0-1	0-0/.000	0-2-2	3-0	8	7	0	2	2/5.7	
Thomas	12/9/13	*	22	2-3/.667	1-1	2-2/1.000	0-3-3	0-0	3	5	0	0	7/6.0	
LSU	12/14/13	*	29	0-3/.000	0-1	0-0/.000	0-2-2	2-0	4	2	0	0	0/4.8	
Ole Miss	12/18/13	*	31	3-6/.500	0-1	0-0/.000	2-3-5	3-0	5	3	0	0	6/5.0	
La. Tech	12/22/13	*	28	0-7/.000	0-1	0-0/.000	1-1-2	0-0	4	2	0	0	0/4.3	
OSU	12/27/13	*	12	0-2/.000	0-1	0-0/.000	0-1-1	1-0	1	1	0	0	0/4.0	
ULL	1/4/14	*	29	0-2/.000	0-0	4-7/.571	1-3-4	4-0	2	1	0	0	0/3.8	
UTA	1/9/14	*	26	2-3/.667	0-1	0-0/.000	0-1-1	3-0	4	3	0	1	4/3.8	
TX ST	1/11/14	*	27	1-4/.250	1-1	0-2/.000	1-2-3	0-0	2	1	0	2	3/3.7	
Troy	1/16/14	*	40	3-7/.429	2-2	2-2/1.000	1-2-3	1-0	3	2	0	1	10/4.3	
USA	1/18/14	*	40	3-7/.429	1-2	3-5/.600	0-3-3	3-0	3	1	0	0	10/4.7	
WKU	1/23/14	*	40	0-2/.000	0-1	4-6/.667	0-6-6	1-0	5	1	0	1	4/4.6	
GSU	1/25/14	*	40	1-6/.167	1-3	0-0/.000	0-3-3	4-0	2	3	0	0	3/4.5	
ASU	1/30/14	*	40	4-7/.571	2-3	2-2/1.000	2-2-4	1-0	7	2	0	1	12/5.0	
ULL	2/1/14	*	37	3-8/.375	1-2	0-0/.000	1-0-1	3-0	1	3	0	1	7/5.1	
TX ST	2/6/14	*	40	4-7/.571	1-3	0-0/.000	0-0-0	5-1	2	2	0	1	9/5.3	
UTA	2/13/14	*	40	4-8/.500	3-7	0-0/.000	0-2-2	2-0	3	4	0	1	11/5.6	
UALR	2/15/14	*	24	1-4/.250	0-2	0-0/.000	0-3-3	3-0	1	1	0	0	2/5.5	
GSU	2/20/14	*	34	5-11/.455	4-7	2-2/1.000	0-5-5	2-0	5	2	0	0	16/6.0	
WKU	2/22/14	*	39	4-8/.500	1-3	0-0/.000	1-4-5	3-0	2	3	0	0	9/6.1	
USA	2/27/14	*	40	4-9/.444	1-3	2-3/.667	0-1-1	0-0	6	0	0	0	11/6.3	
Troy	3/1/14	*	39	4-12/.333	2-6	0-0/.000	0-2-2	2-0	2	4	0	0	10/6.5	
ASU	3/6/14	*	35	3-9/.333	1-5	2-2/1.000	1-2-3	5-1	0	4	0	0	9/6.6	
UALR	3/10/14	*	40	6-12/.500	3-8	0-0/.000	0-0-0	1-0	2	1	0	1	15/6.9	
UTA	3/13/14													
Totals			26	863	62-162/383	26-69/377	29-43/674	10-56-66	54-2	85	60	0	12	179/6.9



10 Amos Olatayo

Senior | Guard | 6-4 | 200

Houston, Texas | Navarro College

	Season-High	Career-High
Pts	30, at NSU (11/21/13)	30, (previous) at FIU (2/2/13)
FG	11, at NSU (11/21/13)	12, at FIU (2/2/13)
3FG	4, at UTA (1/9/14)	4, at UTA (1/9/14)
FT	6, at NSU (11/21/13)	9, vs. ULL (3/2/13)
Ast	3, vs. THOM (12/9/13)	4, vs. ULL (3/2/13)
Reb	9, at NSU (11/21/13)	11, at ASU (1/19/13)
Blocks	5, vs. ULL (1/4/14)	5, vs. ULL (1/4/14)
Steals	2, three times	4, vs. ULL (3/2/13)
Min	45, vs. ULL (1/4/14)	45, vs. ULL (1/4/14)

Opponent	Date	GS	Min	FG-FGA/Pct.	3FG-FGA	FT-FTA/PCT	O-D-T	PF-FO	A	TO	Blk	Stl	Pts/Avg	
Kansas	11/8/13	*	33	5-10/.500	0-2	1-2/.500	1-2-3	3-0	2	4	0	1	11/11.0	
Samford	11/18/13	*	25	10-13/.769	2-4	0-0/.000	2-2-4	1-0	0	2	1	1	22/16.5	
NSU	11/21/13	*	37	11-13/.846	2-2	6-10/.600	2-7-9	4-0	0	6	0	2	30/21.0	
Thomas	12/9/13	*	29	2-6/.333	1-4	2-2/1.000	1-4-5	1-0	3	1	0	0	7/17.5	
LSU	12/14/13	*	28	4-13/.308	0-4	3-4/.750	1-7-8	2-0	0	1	1	1	11/16.2	
Ole Miss	12/18/13	*	26	7-16/.438	2-5	1-4/.250	4-2-6	0-0	1	2	0	1	17/16.3	
La. Tech	12/22/13	*	28	4-13/.308	3-6	0-0/.000	3-4-7	4-0	0	2	0	2	11/15.6	
OSU	12/27/13	*	17	1-4/.250	1-2	1-2/.500	0-2-2	1-0	0	0	0	0	4/14.1	
ULL	1/4/14	*	45	6-18/.333	2-9	2-4/.500	3-3-6	1-0	2	4	5	1	16/14.3	
UTA	1/9/14	*	34	7-14/.500	4-9	2-2/1.000	1-7-8	1-0	0	2	0	1	20/14.9	
TX ST	1/11/14	*	25	1-10/.100	0-6	2-3/.667	2-3-5	1-0	0	4	0	0	4/13.9	
Troy	1/16/14		26	2-4/.500	2-3	4-6/.667	0-4-4	0-0	2	1	0	0	10/13.6	
USA	1/18/14		23	4-7/.571	0-3	4-9/.444	0-4-4	2-0	0	2	0	2	12/13.5	
WKU	1/23/14		22	4-9/.444	1-4	1-3/.333	2-1-3	2-0	0	1	1	1	10/13.2	
GSU	1/25/14					DNP								
ASU	1/30/14					DNP								
ULL	2/1/14					DNP								
TX ST	2/6/14					DNP								
UTA	2/13/14					DNP								
UALR	2/15/14					DNP								
GSU	2/20/14					DNP								
WKU	2/22/14					DNP								
USA	2/27/14					DNP								
Troy	3/1/14					DNP								
ASU	3/6/14					DNP								
UALR	3/10/14					DNP								
UTA	3/13/14													
Totals			11	392	68-150/453	20-63/317	29-51/569	22-53-74	23-0	10	32	8	13	185/13.2



12 Tylor Ongwae

Junior | Forward | 6-7 | 205

Eldoret, Kenya | Ranger College

	Season-High	Career-High
Pts	27, two times	27, two times
FG	11, vs. ULL (1/4/14)	11, vs. ULL (1/4/14)
3FG	4, at UTA (1/9/14)	4, at UTA (1/9/14)
FT	9, two times	9, two times
Ast	4, vs. Thom (12/9/13)	4, vs. Thom (12/9/13)
Reb	11, two times	11, two times
Blocks	3, vs. ULL (1/4/14)	3, vs. ULL (1/4/14)
Steals	5, vs. UALR (2/15/14)	5, vs. UALR (2/15/14)
Min	46, vs. ULL (1/4/14)	46, vs. ULL (1/4/14)



13 Chinedu Amajoyi

Junior | Guard | 6-3 | 195
Rancho Cucamonga, Calif. | Kilgore College

	Season-High	Career-High
Pts	12, vs. USA (2/27/14)	12, vs. USA (2/27/14)
FG	4, vs. USA (2/27/14)	4, vs. USA (2/27/14)
3FG	3, two times	3, two times
FT	10, vs. ASU (1/30/14)	10, vs. ASU (1/30/14)
Ast	2, three times	2, three times
Reb	8, two times	8, two times
Blocks	1, two times	1, two times
Steals	2, two times	2, two times
Min	36, at ASU (3/6/14)	36, at ASU (3/6/14)

Opponent	Date	GS	Min	FG-FGA/Pct.	3FG-FGA	FT-FTA/PCT	O-D-T	PF-FO	A	TO	Blk	Stl	Pts/Avg
Kansas	11/8/13	3	0-0/0.000	0-0	0-0/0.000	0-0-0	1-0	0	0	0	0	0	0/0.0
Samford	11/18/13	6	2-3/667	0-1	2-4/500	2-0-2	0-0	0	0	0	0	0	6/3.0
NSU	11/21/13	3	1-2/500	0-1	0-0/0.000	0-0-0	0-0	0	0	0	0	0	2/2.7
Thomas	12/9/13	4	0-0/0.000	0-0	0-0/0.000	0-0-0	0-0	0	0	0	0	0	0/2.0
LSU	12/14/13				DNP								
Ole Miss	12/18/13	1	0-0/0.000	0-0	0-0/0.000	0-0-0	0-0	0	1	0	0	0	0/1.6
La. Tech	12/22/13				DNP								
OSU	12/27/13	14	0-2/0.000	0-0	2-2/1.000	1-4-5	0-0	0	2	0	1		2/1.7
ULL	1/4/14				DNP								
UTA	1/9/14				DNP								
TX ST	1/11/14	2	0-0/0.000	0-0	0-0/0.000	0-0-0	0-0	0	0	0	0	0	0/1.4
Troy	1/16/14	* 29	2-5/400	1-3	0-0/0.000	2-2-4	1-0	2	1	0	0	0	5/1.9
USA	1/18/14	* 15	1-2/500	1-1	0-0/0.000	0-1-1	0-0	0	0	0	0	0	3/2.0
WKU	1/23/14	* 16	0-0/0.000	0-0	1-2/500	1-2-3	0-0	0	2	0	2		1/1.9
GSU	1/25/14				DNP								
ASU	1/30/14	* 29	0-1/0.000	0-0	10-12/833	0-5-5	2-0	0	0	0	1		10/2.6
ULL	2/1/14	* 13	1-2/500	1-1	0-0/0.000	0-2-2	0-0	1	1	1	0	0	3/2.7
TX ST	2/6/14	* 18	3-4/750	3-4	0-0/0.000	0-2-2	1-0	0	0	1	0	0	9/3.2
UTA	2/13/14	* 21	2-7/286	1-3	2-2/1.000	0-3-3	0-0	1	0	0	0	0	7/3.4
UALR	2/15/14	* 28	1-8/125	1-5	0-0/0.000	2-5-7	4-0	2	2	0	2		3/3.4
GSU	2/20/14	* 19	3-7/429	3-4	2-3/667	1-4-5	2-0	0	1	0	0	0	11/3.9
WKU	2/22/14	* 22	2-4/500	1-2	1-4/250	0-2-2	2-0	1	3	0	1		6/4.0
USA	2/27/14	* 34	4-9/444	2-5	2-2/1.000	0-8-8	2-0	2	0	0	1		12/4.4
Troy	3/1/14	18	1-3/333	1-3	0-0/0.000	0-3-3	1-0	1	1	0	0	0	3/4.4
ASU	3/6/14	* 36	0-7/0.000	0-6	2-2/1.000	1-7-8	1-0	1	1	0	1		2/4.3
UALR	3/10/14	* 23	2-2/1.000	0-0	2-3/667	0-4-4	0-0	1	2	0	0	0	6/4.3
UTA	3/13/14												
Totals		13	354	25-68/368	15-39/385	26-36/722	10-54-64	17-0	12	17	2	9	91/4.3



20 Evan Sims

Junior | Forward | 6-8 | 235
Houston, Texas | Lamar State-Port Arthur

	Season-High	Career-High
Pts	2, four times	2, four times
FG	1, four times	1, four times
3FG	N/A	N/A
FT	1, at KU (11/8/13)	1, at KU (11/8/13)
Ast	1, two times	1, two times
Reb	3, at KU (11/8/13)	3, at KU (11/8/13)
Blocks	1, two times	1, two times
Steals	1, at Troy (1/16/14)	1, at Troy (1/16/14)
Min	18, at USA (1/18/14)	18, at USA (1/18/14)

Opponent	Date	GS	Min	FG-FGA/Pct.	3FG-FGA	FT-FTA/PCT	O-D-T	PF-FO	A	TO	Blk	Stl	Pts/Avg
Kansas	11/8/13	12	0-2/0.000	0-0	1-4/250	0-3-3	4-0	1	1	0	0	0	1/1.0
Samford	11/18/13	7	0-1/0.000	0-0	0-0/0.000	0-1-1	1-0	0	1	0	0	0	0/0.5
NSU	11/21/13				DNP								
Thomas	12/9/13	4	0-1/0.000	0-0	0-0/0.000	0-0-0	1-0	0	1	0	0	0	0/0.3
LSU	12/14/13				DNP								
Ole Miss	12/18/13				DNP								
La. Tech	12/22/13				DNP								
OSU	12/27/13	15	0-4/0.000	0-1	0-0/0.000	2-0-2	2-0	0	2	1	0	0	0/0.3
ULL	1/4/14				DNP								
UTA	1/9/14				DNP								
TX ST	1/11/14				DNP								
Troy	1/16/14	8	1-1/1.000	0-0	0-0/0.000	1-0-1	1-0	0	0	0	1		2/0.6
USA	1/18/14	18	1-1/1.000	0-0	0-0/0.000	0-2-2	5-1	1	0	1	0	0	2/0.8
WKU	1/23/14	* 12	1-2/500	0-0	0-0/0.000	0-0-0	0-0	0	0	0	0	0	2/1.0
GSU	1/25/14				DNP								
ASU	1/30/14	4	0-0/0.000	0-0	0-0/0.000	0-0-0	0-0	0	1	0	0	0	0/0.9
ULL	2/1/14	11	1-1/1.000	0-0	0-0/0.000	0-0-0	1-0	0	0	0	0	0	2/1.0
TX ST	2/6/14				DNP								
UTA	2/13/14				DNP								
UALR	2/15/14				DNP								
GSU	2/20/14				DNP								
WKU	2/22/14				DNP								
USA	2/27/14				DNP								
Troy	3/1/14				DNP								
ASU	3/6/14				DNP								
UALR	3/10/14				DNP								
UTA	3/13/14												
Totals		1	91	4-13/308	0-1	1-4/250	3-6-9	15-1	2	6	2	1	9/1.0



15 Kyle Koszuta

Sophomore | Guard | 6-2 | 190
Niceville, Fla. | Niceville HS

	Season-High	Career-High
Pts	9, at ULL (2/1/14)	15, vs. WKU (3/8/13)
FG	3, two times	5, vs. WKU (3/8/13)
3FG	3, at ULL (2/1/14)	4, vs. WKU (3/8/13)
FT	2, vs. TXST (1/11/14)	4, vs. ASU (2/16/13)
Ast	2, vs. TXST (1/11/14)	6, vs. FAU (12/29/12)
Reb	2, at Miss (12/18/13)	3, vs. WKU (3/8/13)
Blocks	N/A	N/A
Steals	2, two times	4, vs. FAU (12/29/12)
Min	21, two times	36, vs. WKU (3/8/13)

Opponent	Date	GS	Min	FG-FGA/Pct.	3FG-FGA	FT-FTA/PCT	O-D-T	PF-FO	A	TO	Blk	Stl	Pts/Avg
Kansas	11/8/13	21	0-2/0.000	0-1	0-0/0.000	0-0-0	2-0	1	1	0	0		0/0.0
Samford	11/18/13	13	0-4/0.000	0-3	0-0/0.000	0-0-0	1-0	1	1	0	1		0/0.0
NSU	11/21/13	15	1-2/500	1-2	0-0/0.000	0-1-1	1-0	0	0	0	0	1	3/1.0
Thomas	12/9/13	7	3-3/1.000	1-1	0-0/0.000	0-0-0	0-0	0	1	0	0		7/2.5
LSU	12/14/13	12	1-5/200	0-3	0-0/0.000	0-0-0	0-0	0	2	0	2		2/2.4
Ole Miss	12/18/13	13	2-6/333	2-4	0-0/0.000	0-2-2	1-0	0	0	0	0		6/3.0
La. Tech	12/22/13	5	1-1/1.000	0-0	0-0/0.000	0-0-0	1-0	0	0	0	2		2/2.9
OSU	12/27/13	21	0-4/0.000	0-4	0-0/0.000	1-0-1	1-0	1	0	0	0		0/2.5
ULL	1/4/14	13	2-3/667	2-2	0-2/0.000	0-1-1	1-0	1	0	0	0	1	6/2.9
UTA	1/9/14	12	1-3/333	1-3	0-0/0.000	0-1-1	1-0	0	1	0	0		3/2.9
TX ST	1/11/14	15	0-3/0.000	0-2	2-3/667	0-0-0	1-0	2	0	0	1		2/2.8
Troy	1/16/14				DNP								
USA	1/18/14	2	0-0/0.000	0-0	0-0/0.000	0-0-0	0-0	0	0	0	0		0/2.6
WKU	1/23/14	4	0-1/0.000	0-1	0-1/0.000	0-0-0	0-0	0	0	0	0		0/2.4
GSU	1/25/14	7	0-1/0.000	0-1	0-0/0.000	1-1-2	0-0	0	1	0	0		0/2.2
ASU	1/30/14				DNP								
ULL	2/1/14	19	3-7/429	3-6	0-0/0.000	0-0-0	2-0	1	0	0	0	1	9/2.7
TX ST	2/6/14	2	0-0/0.000	0-0	0-0/0.000	0-0-0	0-0	0	1	0	0		2/2.5
UTA	2/13/14				DNP								
UALR	2/15/14	2	0-1/0.000	0-1	0-0/0.000	0-0-0	0-0	0	0	0	0		0/2.4
GSU	2/20/14	6	0-1/0.000	0-1	0-0/0.000	0-0-0	0-0	0	0	0	0		0/2.2
WKU	2/22/14	1	0-0/0.000	0-0	0-0/0.000	0-0-0	1-0	0	0	0	0		0/2.1
USA	2/27/14				DNP								
Troy	3/1/14	3	0-0/0.000	0-0	0-0/0.000	0-0-0	0-0	0	0	0	0		0/2.0
ASU	3/6/14	0+	0-0/0.000	0-0	0-0/0.000	0-0-0	0-0	0	0	0	0		0/1.9
UALR	3/10/14				DNP								
UTA	3/13/14												
Totals		193	14-46/304	10-35/286	2-6/333	2-6-8	13-0	7	8	0	7	42/2.0	



22 Lance Richard

Freshman | Guard | 5-10 | 170
Monroe, La. | Sterlington HS

	Season-High	Career-High
Pts	N/A	N/A
FG	N/A	N/A
3FG	N/A	N/A
FT	N/A	N/A
Asst	N/A	N/A
Reb	N/A	N/A
Blocks	N/A	N/A
Steals	N/A	N/A
Min	N/A	N/A

Opponent	Date	GS	Min	FG-FGA/Pct.	3FG-FGA	FT-FTA/PCT	O-D-T	PF-FO	A	TO	Blk	Stl	Pts/Avg
Kansas	11/8/13					DNP							
Samford	11/18/13					DNP							
NSU	11/21/13					DNP							
Thomas	12/9/13					DNP							
LSU	12/14/13					DNP							
Ole Miss	12/18/13					DNP							
La. Tech	12/22/13					DNP							
OSU	12/27/13					DNP							
ULL	1/4/14					DNP							
UTA	1/9/14					DNP							
TX ST	1/11/14					DNP							
Troy	1/16/14					DNP							
USA	1/18/14					DNP							
WKU	1/23/14					DNP							
GSU	1/25/14					DNP							
ASU	1/30/14					DNP							
ULL	2/1/14					DNP							
TX ST	2/6/14					DNP							
UTA	2/13/14					DNP							
UALR	2/15/14					DNP							
GSU	2/20/14					DNP							
WKU	2/22/14					DNP							
USA	2/27/14					DNP							
Troy	3/1/14					DNP							
ASU	3/6/14					DNP							
UALR	3/10/14					DNP							
UTA	3/13/14					DNP							
Totals						Redshirting							



23 Millann Brown

Senior | Forward | 6-7 | 230
Gunnison, Miss. | East Mississippi CC

	Season-High	Career-High
Pts	5, vs. ULL (1/4/14)	21, vs. NT (2/14/13)
FG	2, vs. ULL (1/4/14)	9, vs. NT (2/14/13)
3FG	N/A	N/A
FT	2, at KU (11/8/13)	3, at NT (2/14/13)
Ast	1, two times	4, vs. WKU (3/8/13)
Reb	8, vs. ULL (1/4/14)	12, vs. WKU (2/21/13)
Blocks	1, two times	2, at FIU (2/2/13)
Steals	1, three times	3, vs. LTU (11/24/12)
Min	18, two times	36, at ASU (1/19/13)

Opponent	Date	GS	Min	FG-FGA/Pct.	3FG-FGA	FT-FTA/PCT	O-D-T	PF-FO	A	TO	Blk	Stl	Pts/Avg
Kansas	11/8/13	4	0-1/0.000	0-0	2-2/1.000	0-0-0	2-0	0	0	0	0	0	2/2.0
Samford	11/18/13	12	0-3/0.000	0-0	0-0/0.000	3-1-4	3-0	0	1	0	0	0	0/1.0
NSU	11/21/13	12	1-1/1.000	0-0	0-0/0.000	1-2-3	1-0	0	1	0	0	0	2/1.3
Thomas	12/9/13	14	0-1/0.000	0-0	1-2/500	2-3-5	3-0	0	1	0	1	1	1/1.3
LSU	12/14/13	12	1-2/500	0-0	0-0/0.000	0-1-1	2-0	0	0	1	0	0	2/1.4
Ole Miss	12/18/13	15	1-1/1.000	0-0	0-0/0.000	1-2-3	0-0	0	2	0	1	3	3/1.5
La. Tech	12/22/13	3	0-0/0.000	0-0	0-0/0.000	0-0-0	0-0	0	0	0	0	0	0/1.3
OSU	12/27/13	13	1-2/500	0-0	0-0/0.000	1-1-2	5-1	0	2	0	0	0	2/1.4
ULL	1/4/14	18	2-4/500	0-0	1-6/167	5-3-8	3-0	0	1	1	0	0	5/1.8
UTA	1/9/14	14	1-1/1.000	0-0	0-1/0.000	0-0-0	0-0	0	0	0	1	2	2/1.8
TX ST	1/11/14	18	1-2/500	0-0	0-0/0.000	4-0-4	2-0	1	1	0	0	0	2/1.8
Troy	1/16/14				DNP								
USA	1/18/14				DNP								
WKU	1/23/14				DNP								
GSU	1/25/14				DNP								
ASU	1/30/14				DNP								
ULL	2/1/14				DNP								
TX ST	2/6/14				DNP								
UTA	2/13/14				DNP								
UALR	2/15/14	3	0-0/0.000	0-0	0-2/0.000	0-0-0	0-0	0	0	0	0	0	0/1.7
GSU	2/20/14	1	0-0/0.000	0-0	0-0/0.000	0-0-0	0-0	0	0	0	0	0	0/1.5
WKU	2/22/14	4	1-1/1.000	0-0	0-0/0.000	0-1-1	1-0	0	0	0	0	0	2/1.6
USA	2/27/14	8	1-1/1.000	0-0	0-0/0.000	1-0-1	1-0	1	1	0	0	0	2/1.6
Troy	3/1/14	9	0-0/0.000	0-0	1-2/500	2-0-2	2-0	0	1	0	0	0	1/1.6
ASU	3/6/14	1	0-0/0.000	0-0	0-0/0.000	0-0-0	0-0	0	0	0	0	0	0/1.5
UALR	3/10/14	2	0-0/0.000	0-0	1-2/500	1-0-1	0-0	0	0	0	0	0	1/1.4
UTA	3/13/14												
Totals		163	10-20/500	0-0	6-17/353	21-14-35	25-1	2	11	2	3	3	26/1.4



34 Leon Carswell JJ

Junior | Forward | 6-3 | 225
Bossier City, La. | Hannibal-LaGrange Univ.

	Season-High	Career-High
Pts	2, at OSU (12/27/13)	2, at OSU (12/27/13)
FG	N/A	N/A
3FG	N/A	N/A
FT	2, at OSU (12/27/13)	2, at OSU (12/27/13)
Ast	N/A	N/A
Reb	2, at OSU (12/27/13)	2, at OSU (12/27/13)
Blocks	N/A	N/A
Steals	N/A	N/A
Min	5, at OSU (12/27/13)	5, at OSU (12/27/13)

Opponent	Date	GS	Min	FG-FGA/Pct.	3FG-FGA	FT-FTA/PCT	O-D-T	PF-FO	A	TO	Blk	Stl	Pts/Avg
Kansas	11/8/13					DNP							
Samford	11/18/13					DNP							
NSU	11/21/13					DNP							
Thomas	12/9/13					DNP							
LSU	12/14/13					DNP							
Ole Miss	12/18/13					DNP							
La. Tech	12/22/13					DNP							
OSU	12/27/13	5	0-0/0.000	0-0	2-2/1.000	0-2-2	1-0	0	2	0	0	0	2/2.0
ULL	1/4/14					DNP							
UTA	1/9/14					DNP							
TX ST	1/11/14					DNP							
Troy	1/16/14					DNP							
USA	1/18/14					DNP							
WKU	1/23/14					DNP							
GSU	1/25/14					DNP							
ASU	1/30/14					DNP							
ULL	2/1/14					DNP							
TX ST	2/6/14					DNP							
UTA	2/13/14					DNP							
UALR	2/15/14					DNP							
GSU	2/20/14					DNP							
WKU	2/22/14					DNP							
USA	2/27/14					DNP							
Troy	3/1/14					DNP							
ASU	3/6/14					DNP							
UALR	3/10/14					DNP							
UTA	3/13/14												
Totals		4	0-0/0.000	0-0	2-2/1.000	0-2-2	1-0	0	2	0	0	0	2/2.0



33 Daniel Grieves

Sophomore | Guard | 6-6 | 210
Bay St. Louis, Miss. | Pearl River CC

	Season-High	Career-High
Pts	13, vs. SAM (11/18/13)	13, vs. SAM (11/18/13)
FG	5, vs. SAM (11/18/13)	5, vs. SAM (11/18/13)
3FG	3, two times	3, two times
FT	2, at USA (1/18/14)	2, at USA (1/18/14)
Ast	1, seven times	1, seven times
Reb	4, at USA (1/18/14)	4, at USA (1/18/14)
Blocks	1, two times	1, two times
Steals	1, five times	1, five times
Min	35, vs. GSU (1/25/14)	35, vs. GSU (1/25/14)

Opponent	Date	GS	Min	FG-FGA/Pct.	3FG-FGA	FT-FTA/PCT	O-D-T	PF-FO	A	TO	Blk	Stl	Pts/Avg
Kansas	11/8/13	6	2-2/1.000	2-2	0-0/0.000	0-1-1	2-0	0	1	0	0	0	6/6.0
Samford	11/18/13	16	5-7/714	3-5	0-1/0.000	1-2-3	1-0	1	1	0	1	1	13/9.5
NSU	11/21/13	11	0-3/0.000	0-3	0-0/0.000	0-2-2	1-0	0	2	0	1	0	0/6.3
Thomas	12/9/13	12	1-2/500	1-2	0-0/0.000	0-2-2	1-0	0	0	0	0	0	3/5.5
LSU	12/14/13	14	2-5/400	2-4	0-0/0.000	0-1-1	1-0	0	0	0	0	0	6/5.6
Ole Miss	12/18/13	19	1-3/333	1-2	0-0/0.000	0-0-0	4-0	1	1	0	0	0	4/5.2
La. Tech	12/22/13	8	0-2/0.000	0-2	0-0/0.000	0-1-1	1-0	1	1	0	0	0	0/4.4
OSU	12/27/13	21	1-9/111	0-5	0-0/0.000	1-0-1	3-0	1	0	0	0	0	2/4.1
ULL	1/4/14				DNP								
UTA	1/9/14				DNP								
TX ST	1/11/14	9	0-3/0.000	0-2	0-0/0.000	1-1-2	0-0	0	0	0	0	1	0/3.7
Troy	1/16/14	11	3-5/600	3-4	0-0/0.000	0-0-0	3-0	0	0	0	0	0	9/4.2
USA	1/18/14	24	3-8/375	2-7	2-2/1.000	2-2-4	2-0	0	0	0	0	0	10/4.7
WKU	1/23/14	16	2-6/333	2-6	0-0/0.000	0-2-2	1-0	0	0	0	1	0	6/4.8
GSU	1/25/14	*	35	4-11/364	2-9	0-0/0.000	0-2-2	4-0	1	0	0	0	10/5.2
ASU	1/30/14	10	2-5/400	2-5	0-0/0.000	0-1-1	1-0	0	0	1	0	0	6/5.3
ULL	2/1/14	14	1-1/1.000	1-1	0-0/0.000	0-0-0	3-0	0	0	0	0	0	3/5.1
TX ST	2/6/14	4	0-0/0.000	0-0	1-2/500	0-0-0	0-0	0	0	0	0	0	1/4.9
UTA	2/13/14	6	1-2/500	1-2	0-0/0.000	0-1-1	1-0	1	0	0	0	0	3/4.8
UALR	2/15/14	12	0-3/0.000	0-3	1-2/500	1-2-3	1-0	1	1	0	1	0	1/4.6
GSU	2/20/14	17	1-3/333	1-2	0-0/0.000	1-1-2	3-0	0	1	0	0	0	3/4.5
WKU	2/22/14	6	1-4/250	1-3	1-1/1.000	1-1-2	0-0	1	0	0	0	0	4/4.5
USA	2/27/14	5	0-0/0.000	0-0	0-0/0.000	0-0-0	1-0	0	0	0	0	0	0/4.2
Troy	3/1/14	1	0-1/0.000	0-1	0-0/0.000	0-0-0	0-0	0	1	0	0	0	0/4.0
ASU	3/6/14	15	3-5/600	2-4	0-0/0.000	0-3-3	4-0	0	0	1	0	0	8/4.2
UALR	3/10/14	12	0-4/0.000	0-4	0-0/0.000	0-1-1	1-0	1	0	0	0	0	0/4.0
UTA	3/13/14												
Totals		1	304	33-94/351	26-78/333	5-8/625	8-26-34	34-0	9	9	2	7	89/4.0



35 Colten Ponder

Sophomore | Forward | 6-5 | 215
Shreveport, La. | Calvary Baptist Academy

	Season-High	Career-High
Pts	N/A	N/A
FG	N/A	N/A
3FG	N/A	N/A
FT	N/A	N/A
Asst	N/A	N/A
Reb	N/A	1, vs. LTU (11/24/12)
Blocks	N/A	N/A
Steals	N/A	N/A
Min	2, at OSU (12/27/13)	2, at OSU (12/27/13)

Opponent	Date	GS	Min	FG-FGA/Pct.	3FG-FGA	FT-FTA/PCT	O-D-T	PF-FO	A	TO	Blk	Stl	Pts/Avg
Kansas	11/8/13					DNP							
Samford	11/18/13					DNP							
NSU	11/21/13					DNP							
Thomas	12/9/13					DNP							
LSU	12/14/13					DNP							
Ole Miss	12/18/13					DNP							
La. Tech	12/22/13					DNP							
OSU	12/27/13	2		0-0/.000	0-0	0-0/.000	0-0-0	0-0	0	0	0	0	0/0.0
ULL	1/4/14					DNP							
UTA	1/9/14					DNP							
TX ST	1/11/14					DNP							
Troy	1/16/14					DNP							
USA	1/18/14					DNP							
WKU	1/23/14					DNP							
GSU	1/25/14					DNP							
ASU	1/30/14					DNP							
ULL	2/1/14					DNP							
TX ST	2/6/14					DNP							
UTA	2/13/14					DNP							
UALR	2/15/14					DNP							
GSU	2/20/14					DNP							
WKU	2/22/14					DNP							
USA	2/27/14					DNP							
Troy	3/1/14					DNP							
ASU	3/6/14					DNP							
UALR	3/10/14					DNP							
UTA	3/13/14					DNP							
Totals		2		0-0/.000	0-0	0-0/.000	0-0-0	0-0	0	0	0	0	0/0.0



Warhawks Men's Basketball

University of Louisiana at Monroe



Media Roster



0 Marvin Williams

Junior | Center | 6-8 | 245
Memphis, Tenn.
NW Florida State College
8.3 ppg, 4.6 rpg, .477 FG%




13 Chinedu Amajoyi

Junior | Guard | 6-3 | 195
Rancho Cucamonga, Calif.
Kilgore College
4.3 ppg, .368 FG%, .385 3FG%



1 Jayon James

Senior | Forward | 6-6 | 225
Paterson, N.J.
Lamar State-Port Arthur
9.8 ppg, 6.0 rpg, 4.4 apg



15 Kyle Koszuta

Sophomore | Guard | 6-2 | 190
Niceville, Fla.
Niceville HS
1.9 ppg, .304 FG%, .286 3FG%




2 DeMondre Harvey

Sophomore | Forward | 6-7 | 210
Minden, La.
Pearl River CC
3.0 ppg, 3.6 rpg, .524 FG%




20 Evan Sims

Junior | Forward | 6-8 | 235
Houston, Texas
Lamar State-Port Arthur
1.0 ppg, 1.0 rpg, .308 FG%




3 Marcellis Hansberry

Senior | Guard | 6-0 | 185
Jackson, Miss.
Provine HS
ACL Injury




22 Lance Richard

Freshman | Guard | 5-10 | 170
Monroe, La.
Sterlington HS
Redshirting



4 R.J. McCray

Senior | Guard | 6-2 | 190
Arlington, Texas
Grace Prep Academy
4.3 ppg, .390 FG%, .382 3FG%




23 Millann Brown

Senior | Forward | 6-7 | 230
Gunnison, Miss.
East Mississippi CC
1.4 ppg, 1.9 rpg, .500 FG%




10 Amos Olatayo

Senior | Guard | 6-4 | 200
Houston, Texas
Navarro College
13.2 ppg, 5.3 rpg, .453 FG%




33 Daniel Grieves

Sophomore | Guard | 6-6 | 210
Bay St. Louis, Miss.
Pearl River CC
4.0 ppg, .351 FG%, .333 3FG%




11 Nick Coppola

Freshman | Guard | 5-11 | 195
Richmond, Va.
Benedictine Prep
6.9 ppg, 3.3 apg, .377 3FG%



34 Leon Carswell JJ

Junior | Forward | 6-3 | 225
Bossier City, La.
Hannibal-LaGrange University
2.0 ppg, 2.0 rpg, (one appearance)



12 Tylor Ongwae

Junior | Forward | 6-7 | 205
Eldoret, Kenya
Ranger College
16.1 ppg, 5.8 rpg, .421 FG%



35 Colten Ponder

Sophomore | Forward | 6-5 | 215
Shreveport, La.
Calvary Baptist Academy
2 mins (one appearance)